



# NECB 2017

nLight® Applications Guide





## / nLight Lighting Controls Platform

---

### **It's not just smarter. It's easier.**

nLight is a sensor-based digital lighting controls solution that offers wired and wireless lighting controls that easily connect luminaires, sensors, and other control devices to create a digital network. The nLight platform of products enables ease in specification, installation, and ownership, making it the go-to digital lighting controls platform for specifiers, contractors, and building owners.



## / TABLE OF CONTENTS

---

- 04 Code Requirements for Common Building Spaces
- 05 How to Use This Guide
- 06 Enclosed Office Solutions
- 08 Open Plan Office Solutions
- 10 Conference Room Solutions
- 12 Classroom Solutions
- 14 Lobby Solutions
- 16 Atrium Solutions
- 18 Dining Solutions
- 20 Corridor Solutions
- 22 Restroom Solutions
- 25 Stairwell Solutions
- 26 Warehouse Storage Solutions
- 27 Gymnasium Solutions
- 28 Sales Area Solutions
- 29 Parking Garage
- 30 Site Lighting
- 31 Luminaires with Networked Embedded Controls from nLight
- 32 nLight Hybrid Networked Lighting Control
- 33 Requirements Overview





## / ABOUT

---

### **About NECB 2017**

The National Energy Code for Buildings (NECB) 2017 is a residential and commercial building energy code. The intention of this code is to reduce energy consumption by outlining design and construction requirements which include specific constraints for lighting controls. The use of lighting controls to synchronize light levels with daylight, occupancy, and scheduled/manual inputs are required in order to be compliant.

### **About This Guide**

Acuity Brands® offers the nLight® NECB Applications Guide as a reference of typical nLight layouts that help make code compliance quicker and easier. The Acuity Brands Design Services Team is also available to support engineers and contractors with detailed design, submittal, and installation. For additional information, please contact your Acuity Brands Sales Representative.

### **About nLight**

nLight® is a sensor-based digital lighting controls solution that offers wired and wireless lighting controls that easily connect luminaires, sensors, and other control devices to create one digital lighting controls platform to aid in code compliance, reduce energy, and enable advanced networked capabilities. Ideal for practically any application, small to large, indoor to outdoor, nLight offers lighting controls that scale from one room to an entire floor, from one floor to an entire building, from one building to an entire campus.

The chart below is an overview of the Code Requirements for Common Building Spaces. Please use this information as a guide. For specific code requirements please refer to the NECB code.

	Control Requirement*	Code Provision	Code Summary*	Space Type										
				Enclosed Office	Open Plan Office	Conference, Meeting, Multipurpose Room	Classroom, Lecture Hall, Training Room	Lobby	Atrium	Dining Area	Corridor	Public or Private Washroom	Stairwell	
Manual Control	Manual	4.2.2.1.(3)	Areas shall incorporate a manual control to allow occupants to turn fixtures off.	✓	✓	✓	✓	✓	✓	✓	✓	✓	✓**	✓**
	Restricted to Manual ON	4.2.2.1.(6)	Shall not be turned ON automatically	✓	✓	✓	✓		✓	✓				
	Restricted to Partial Automatic ON	4.2.2.1.(8)	Partial, automatic on to not more than 50% power.	✓	✓	✓	✓		✓	✓				
	Bi-Level	4.2.2.1.(9)	Shall have at least one level of lighting, in addition to "full on" and "full off," between 30% and 70% or continuous dimming.	✓	✓	✓	✓		✓	✓				✓
Daylight Control	Automatic Daylight Responsive Controls <sup>1,2</sup>	4.2.2.1.(10) 4.2.2.1.(13)	Requires continuous dimming or 2 set points of 50% - 70% and 20% - 40%.	✓	✓	✓	✓	✓	✓	✓	✓	✓	✓	✓
Automatic Control	Automatic Partial OFF	4.2.2.1.(16)	Shall automatically reduce by ≤ 50% within 20 minutes of all occupants leaving the space.					✓				✓		✓
	Automatic Full OFF	4.2.2.1.(18)	Fixtures must automatically turn off within 20 minutes of all occupants leaving the space.	✓	✓	✓	✓	✓	✓	✓	✓	✓	✓	✓
	Scheduled Shut-off	4.2.2.1.(20)	Shall shut off automatically when spaces are scheduled to be unoccupied via time of day programming or signals from other automatic devices or systems.		✓			✓	✓	✓	✓	✓		✓
Exterior Control	Exterior Lighting Controls	4.2.4.1.(1) 4.2.4.1.(5)	Shall be controlled by astronomical time control or photosensors.											

Notes:  
 \*This summary is for general information purposes only and is provided without any warranty as to accuracy, completeness, or otherwise. The user should read the applicable code sections for more complete and detailed descriptions of code requirements and exceptions and should consult with a professional engineer or other competent advisor before making any decision or taking any action based on this summary.  
 \*\* While energy code is required, safety may preclude the use of a manual controls in these spaces.  
 1. Sidelight and Toplight Primary daylight zones shall not exceed 150W.  
 2. Sidelight Secondary daylight zones shall not exceed 300W.  
 3. Does not need to comply with 4.2.2.1(10) Automatic Daylight Responsive Controls for Sidelighting.



Gymnasium	Warehouse	Sales Area	Parking Garage	Exterior Lighting
✓**	✓	✓	✓	
✓	✓	✓		
(or)	(or)	(or)		
✓	✓	✓		
✓	✓	✓		
✓	✓	✓ <sup>3</sup>	✓	
	✓		✓	
✓	✓	✓	✓	
(or)	(or)	(or)	(or)	
✓	✓	✓	✓	
				✓

For each space type there will be a wired solution on the left and wireless solution on the right.

Room description: ENCLOSED OFFICE: < 250 sq. ft., Windows, Luminaires with Networked Embedded Controls from nLight

Room layout with devices & locations

Room layout diagram with control, fixture, and wiring type detail

Required list of devices in order to implement room layout design above

Operational details describe the functionality provided by the equipment specified in the solution

Additional options that add control capacity beyond code requirements

**Bill of Materials**

Symbol	Qty	Product #	Description
[Luminaire Symbol]	2	See Note	Luminaire with Wired Networked Embedded Controls from nLight
[Sensor Symbol]	1	nWSX PDT LV DX	Wall Switch Occupancy Sensor with On/Off, Raise/Lower

Symbol	Qty	Product #	Description
[Luminaire Symbol]	2	See Note	Luminaire with Wireless Networked Embedded Controls from nLight
[Sensor Symbol]	1	rPODB DX G2	On/Off, Raise/Lower WallPod®

**OPERATIONAL DETAILS:**

- Light Fixtures:**
  - All fixtures are dimmable
  - All fixtures can be controlled together or independently
  - Maximum level can be task tuned to any percentage via programming
- Occupancy Control:**
  - Fixtures must be turned on manually (or optionally can be configured to come on automatically to 50%)
  - Fixtures turn off automatically when room becomes vacant
- Daylight Control:**
  - Smooth continuous dimming
  - Custom grouping of fixtures into separate daylight zones (max. number zones = number of fixtures)
- Manual Control:**
  - On/off & raise/lower control of fixtures

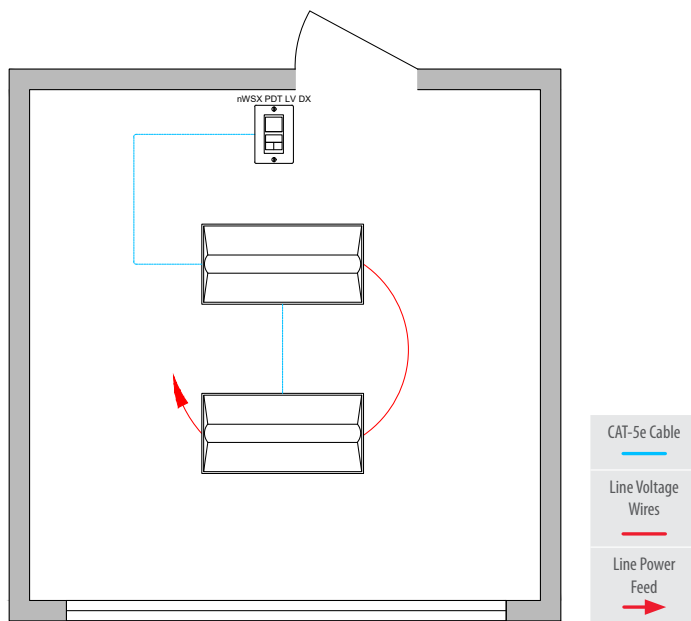
**ADDITIONAL OPTIONS:**

- Room can be connected to nLight backbone to enable network control or time schedules
- HVAC control available through system-wide BACnet® interface option on the ECLIPSE® controller
- Luminaires with wireless networked embedded controls from nLight and occupancy/daylighting sensor options available, please see the fixture specification sheet

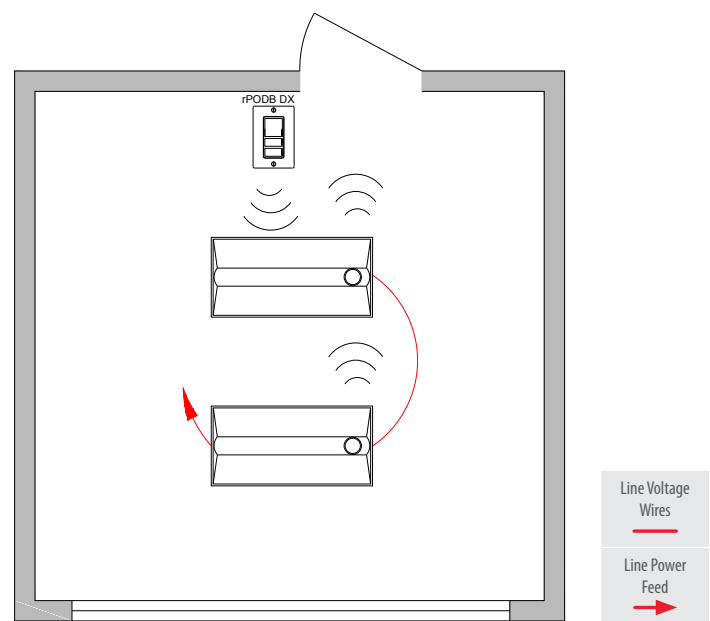
Note: Contact your local lighting agent for more information on luminaires with networked embedded controls from nLight.

www.acuitybrands.com/nLight • 800-535-2465



## Wired





## Wireless



## Bill of Materials

Symbol	Qty	Product #	Description
	2	See Note	Luminaire with Wired Networked Embedded Controls from nLight
	1	nWSX PDT LV DX	Wall Switch Occupancy Sensor with On/Off, Raise/Lower

## Bill of Materials

Symbol	Qty	Product #	Description
	2	See Note	Luminaire with Wireless Networked Embedded Controls from nLight
	1	rPODB DX G2	On/Off, Raise/Lower WallPod®

## / OPERATIONAL DETAILS:

## Light Fixtures:

- All fixtures are dimmable
- All fixtures can be controlled together or independently
- Maximum level can be task tuned to any percentage via programming

## Occupancy Control:

- Fixtures must be turned on manually (or optionally can be configured to come on automatically to 50%)
- Fixtures turn off automatically when room becomes vacant

## Daylight Control:

- Smooth continuous dimming
- Custom grouping of fixtures into separate daylight zones (max. number zones = number of fixtures)

## Manual Control:

- On/off & raise/lower control of fixtures

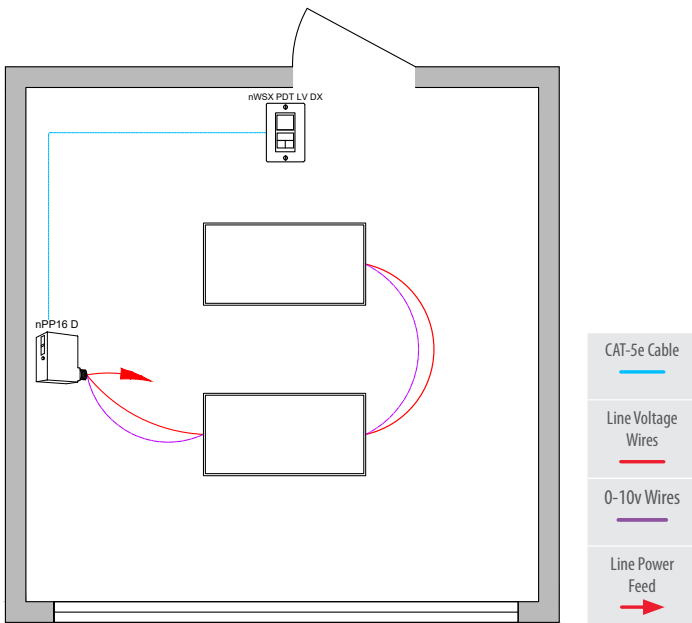
## / ADDITIONAL OPTIONS:

- Room can be connected to nLight backbone to enable network control or time schedules
- HVAC control available through system-wide BACnet® interface option on the ECLYPSE® controller
- Luminaires with wireless networked embedded controls from nLight and occupancy/daylighting sensor options available, please see the fixture specification sheet

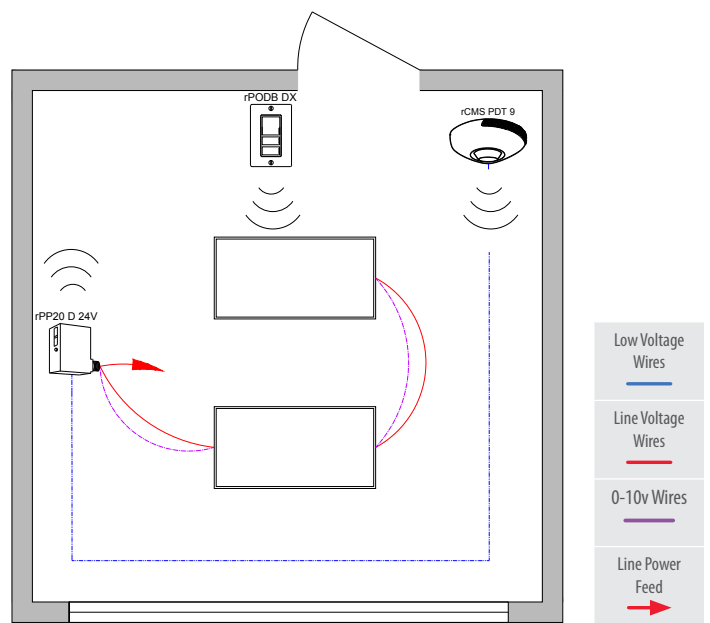
**Note:** Contact your local lighting agent for more information on luminaires with networked embedded controls from nLight.



**Wired**



**Wireless**



**Bill of Materials**

Symbol	Qty	Product #	Description
	1	nPP16 D EFP	Relay Pack with 0-10V Dimming Output
	1	nWSX PDT LV DX	Wall Switch Occupancy Sensor with On/Off, Raise/Lower

**Bill of Materials**

Symbol	Qty	Product #	Description
	1	rPP20 D 24V G2	Relay Pack with 0-10V Dimming Output
	1	rPODB DX G2	On/Off, Raise/Lower WallPod
	1	rCMS PDT 9 G2	Occupancy and Daylight Sensor

**OPERATIONAL DETAILS:**

**Light Fixtures:**

- All fixtures are dimmable
- All fixtures are controlled together
- Maximum level can be task tuned to any percentage via programming

**Occupancy Control:**

- Fixtures must be turned on manually (or optionally can be configured to come on automatically to 50%)
- Fixtures turn off automatically when room becomes vacant

**Daylight Control:**

- Smooth continuous dimming

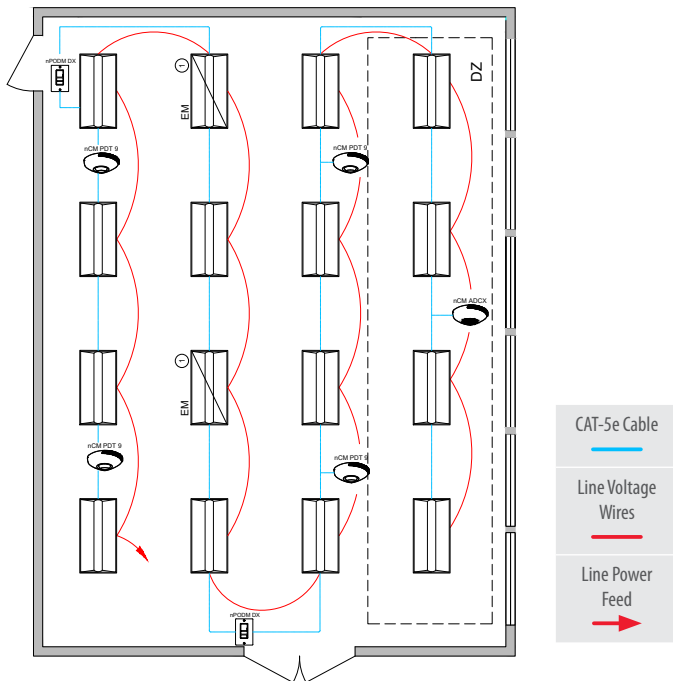
**Manual Control:**

- On/off & raise/lower control of fixtures

**ADDITIONAL OPTIONS:**

- Room can be connected to nLight backbone to enable network control or time schedules
- HVAC control available through system-wide BACnet® interface option on the ECLYPSE controller or through occupancy sensor auxiliary relay (AR) contact option
- For emergency lighting control use a power pack with ER option

## Wired

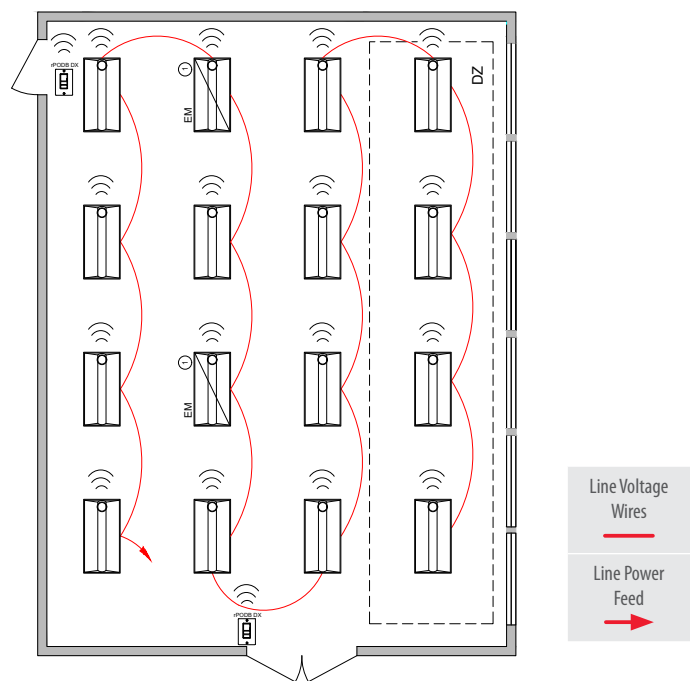


① Some emergency luminaires with networked embedded controls from nLight require a normal sense line connection. See fixture spec sheet for details.

### Bill of Materials

Symbol	Qty	Product #	Description
	14	See Note	Luminaires with Wired Networked Embedded Controls from nLight
	2	See Note	Luminaire with Wired Networked Embedded Controls from nLight with Emergency Option
	2	nPODM DX	On/Off, Raise/Lower WallPod
	4	nCM PDT 9 RJB	Occupancy Sensor
	1	nCM ADCX RJB	Daylight Sensor

## Wireless



① Fixtures assumed to be battery backup

### Bill of Materials

Symbol	Qty	Product #	Description
	14	See Note	Luminaire with Wireless Networked Embedded Controls from nLight
	2	See Note	Luminaire with Wireless Networked Embedded Controls from nLight with Battery Option
	2	rPODB DX G2	On/Off, Raise/Lower WallPod

### OPERATIONAL DETAILS:

#### Light Fixtures:

- All fixtures are dimmable
- All fixtures are controlled together or independently
- Maximum level can be task tuned to any percentage via programming

#### Occupancy Control:

- Fixtures must be turned on manually (or optionally can be configured to come on automatically to 50%)
- Fixtures turn off automatically when room becomes vacant

#### Daylight Control:

- Smooth continuous dimming
- Custom grouping of fixtures into separate daylight zones (max. number zones = number of fixtures)

#### Manual Control:

- On/off & raise/lower control of fixtures

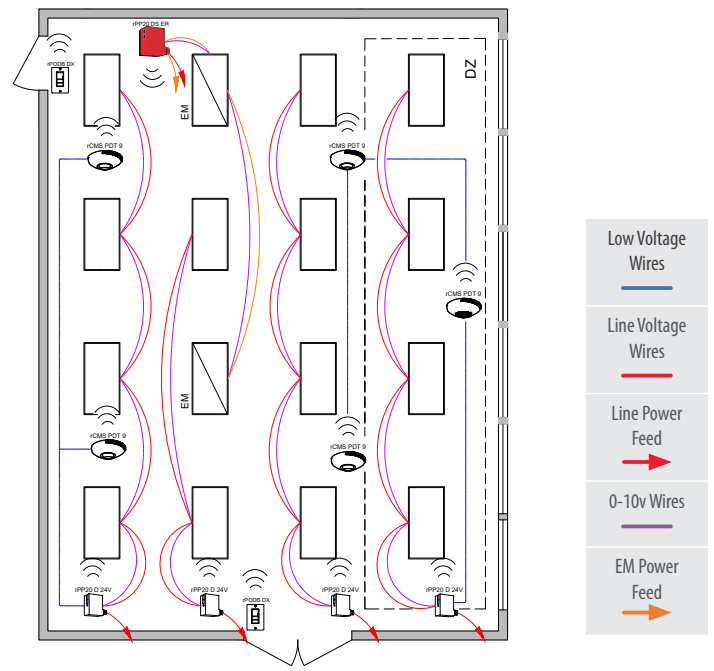
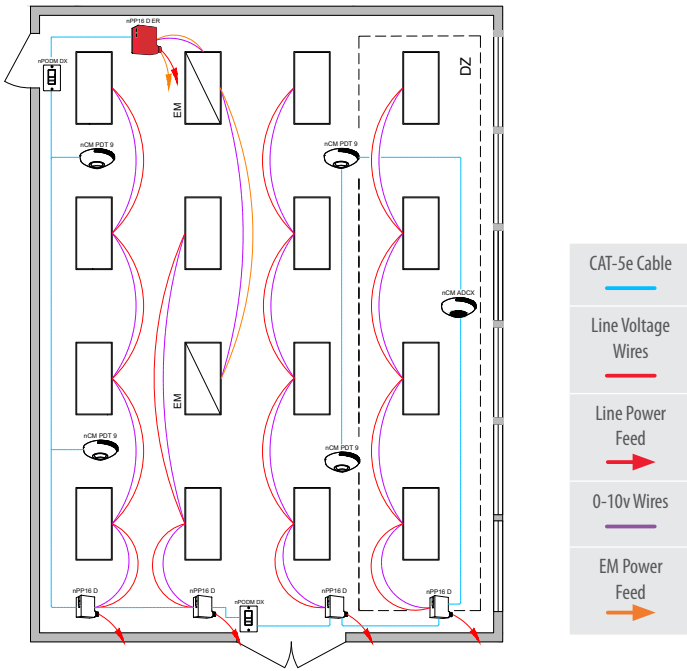
### ADDITIONAL OPTIONS:

- Room can be connected to nLight backbone to enable network control or time schedules
- HVAC control available through system-wide BACnet® interface option on the ECLYPSE controller or through occupancy sensor auxiliary relay (AR) contact option
- Luminaires with wireless networked embedded controls from nLight and occupancy/daylighting sensor options available, please see the fixture specification sheet

**Note: Contact your local lighting agent for more information on luminaires with networked embedded controls from nLight.**

**Wired**

**Wireless**



**Bill of Materials**

**Bill of Materials**

Symbol	Qty	Product #	Description
	4	nPP16 D EFP	Relay Pack with 0-10V Dimming Output
	1	nPP16 D ER EFP	Emergency Relay Pack with 0-10V Dimming Output
	2	nPODM DX	On/Off, Raise/Lower WallPod
	4	nCM PDT 9 RJB	Occupancy Sensor
	1	nCM ADCX RJB	Daylight Sensor

Symbol	Qty	Product #	Description
	4	rPP20 D 24V G2	Relay Pack with 0-10V Dimming Output
	1	rPP20 DS ER G2	Emergency Relay Pack with 0-10V Dimming Output
	2	rPODB DX G2	On/Off, Raise/Lower WallPod
	5	rCMS PDT 9 G2	Occupancy and Daylight Sensor

**OPERATIONAL DETAILS:**

**ADDITIONAL OPTIONS:**

**Light Fixtures:**

- All fixtures are dimmable
- Each row controlled independently
- Maximum level can be task tuned to any percentage via programming

**Occupancy Control:**

- Fixtures must be turned on manually (or optionally can be configured to come on automatically to 50%)
- Fixtures turn off automatically when room becomes vacant

**Daylight Control:**

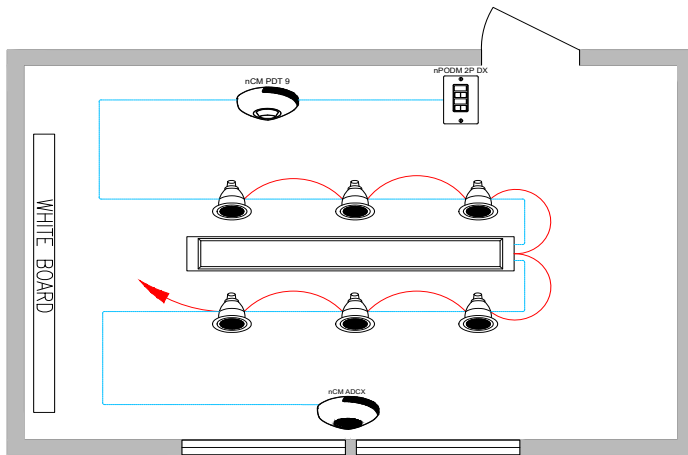
- Smooth continuous dimming
- Daylight zones defined by rows

**Manual Control:**

- On/off & raise/lower control of fixtures

- Room can be connected to nLight backbone to enable network control or time schedules
- HVAC control available through system-wide BACnet® interface option on the ECLYPSE controller or through occupancy sensor auxiliary relay (AR) contact option

## Wired

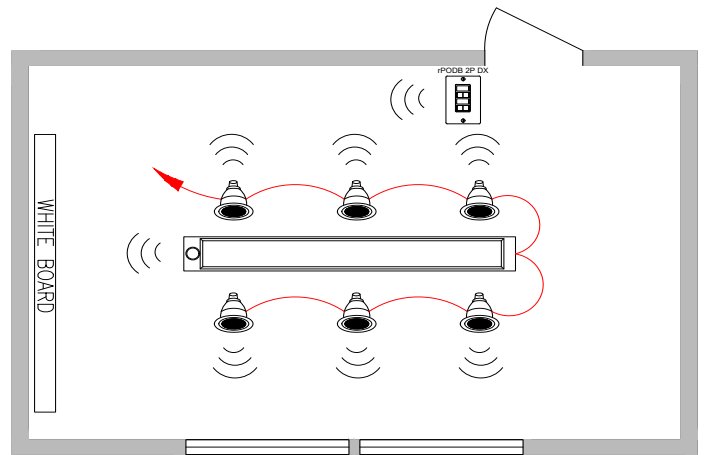


CAT-5e Cable

Line Voltage Wires

Line Power Feed

## Wireless



Line Voltage Wires

Line Power Feed

### Bill of Materials

Symbol	Qty	Product #	Description
	1	See Note	Luminaire with Wired Networked Embedded Controls from nLight
	6	See Note	Downlight with Wired Networked Embedded Controls from nLight
	1	nPODM 2P DX	2-Pole On/Off, Raise/Lower WallPod
	1	nCM PDT 9 RJB	Occupancy Sensor
	1	nCM ADCX RJB	Daylight Sensor

### Bill of Materials

Symbol	Qty	Product #	Description
	1	See Note	Luminaire with Wireless Networked Embedded Controls from nLight
	6	See Note	Downlight with Wireless Networked Embedded Controls from nLight
	1	rPODB 2P DX G2	2-Pole On/Off, Raise/Lower WallPod

### OPERATIONAL DETAILS:

#### Light Fixtures:

- All fixtures are dimmable
- Maximum level can be task tuned to any percentage via programming
- A/V zone can be programmed to control two fixtures in front of the whiteboard

#### Occupancy Control:

- Fixtures must be turned on manually (or optionally can be configured to come on automatically to 50%)
- Fixtures turn off automatically when room becomes vacant

#### Daylight Control:

- Smooth continuous dimming
- Custom grouping of fixtures into separate daylight zones (max number zones = number of fixtures)

#### Manual Control:

- On/off & raise lower control of two zones of fixtures

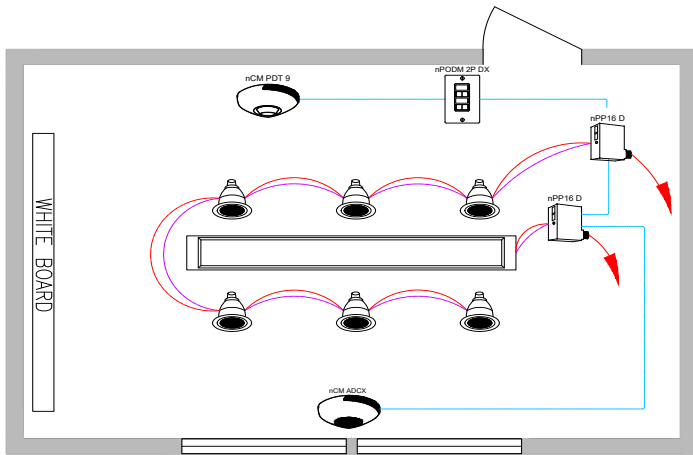
### ADDITIONAL OPTIONS:

- Room can be connected to nLight backbone to enable network control or time schedules
- HVAC control available through system-wide BACnet® interface option on the ECLYPSE controller or through occupancy sensor auxiliary relay (AR) contact option
- Luminaires with wireless networked embedded controls from nLight and occupancy/daylighting sensor options available, please see the fixture specification sheet


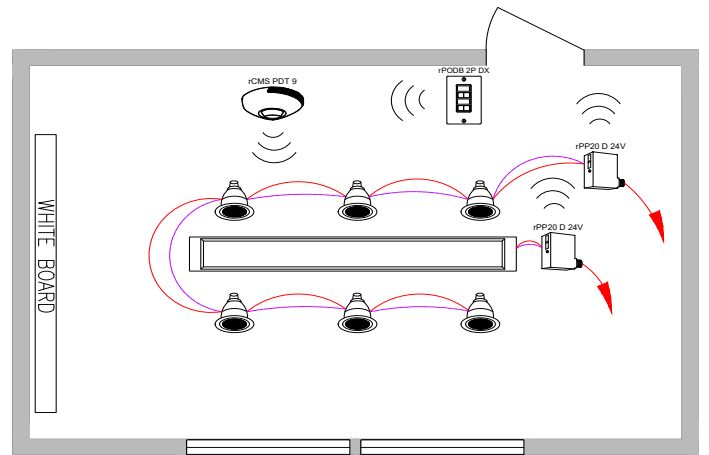
**Note:** Contact your local lighting agent for more information on luminaires with networked embedded controls from nLight.



**Wired**



**Wireless**



**Bill of Materials**

Symbol	Qty	Product #	Description
	2	nPP16 D EFP	Relay Pack with 0-10V Dimming Output
	1	nPODM 2P DX	2-Pole On/Off, Raise/Lower WallPod
	1	nCM PDT 9 RJB	Occupancy Sensor
	1	nCM ADCX RJB	Daylight Sensor

**Bill of Materials**

Symbol	Qty	Product #	Description
	2	rPP20 D 24V G2	Relay Pack with 0-10V Dimming Output
	1	rPODB 2P DX G2	2-Pole On/Off, Raise/Lower WallPod
	2	rCMS PDT 9 G2	Occupancy and Daylight Sensor

**/ OPERATIONAL DETAILS:**

**Light Fixtures:**

- All fixtures are dimmable
- Maximum level can be task tuned to any percentage via programming

**Occupancy Control:**

- Fixtures must be turned on manually (or optionally can be configured to come on automatically to 50%)
- Fixtures turn off automatically when room becomes vacant

**Daylight Control:**

- Smooth continuous dimming
- Daylight zones defined by relay module wiring

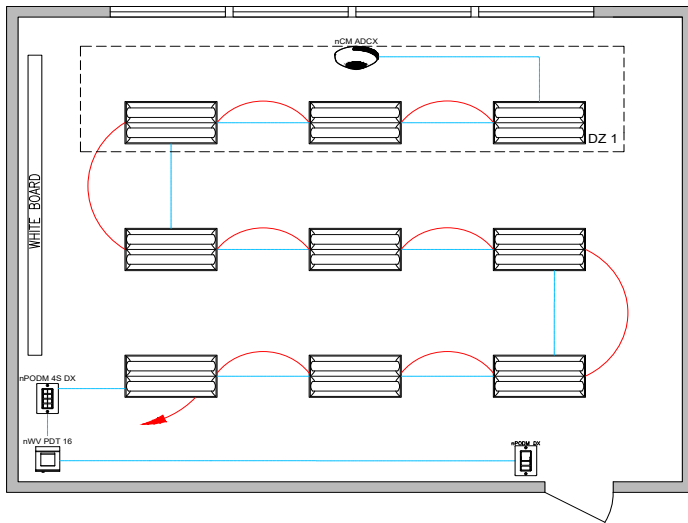
**Manual Control:**

- On/off & raise lower control of two zones of fixtures

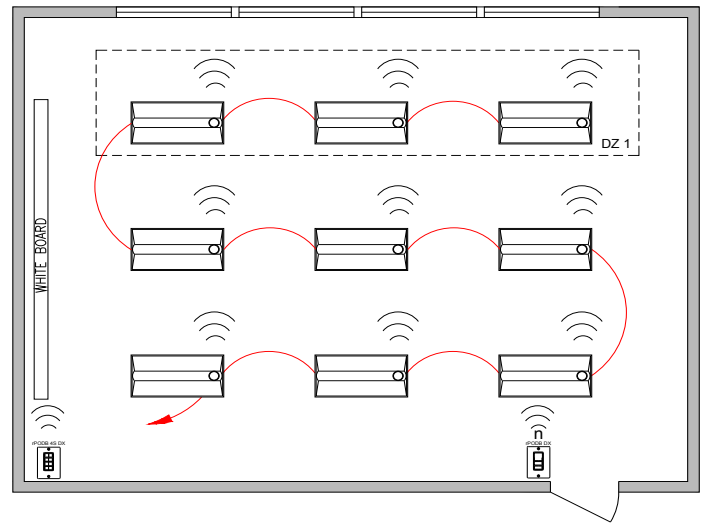
**/ ADDITIONAL OPTIONS:**

- Room can be connected to nLight backbone to enable network control or time schedules
- HVAC control available through system-wide BACnet® interface option on the ECLYPSE controller or through occupancy sensor auxiliary relay (AR) contact option

## Wired



## Wireless



## Bill of Materials

Symbol	Qty	Product #	Description
	9	See Note	Luminaire with Wired Networked Embedded Controls from nLight
	1	nPODM DX	On/Off, Raise/Lower WallPod
	1	nWV PDT 16	Dual Technology Wide View Occupancy Sensor
	1	nPODM 4S DX	Teacher Station — 4 Scene Control with Master On/Off & Raise/Lower
	1	nCM ADCX RJB	Daylight Sensor

## Bill of Materials

Symbol	Qty	Product #	Description
	9	See Note	Luminaire with Wireless Networked Embedded Controls from nLight
	1	rPODB DX G2	On/Off, Raise/Lower WallPod
	1	rPODB 4S DX G2	Teacher Station — 4 Scene Control with Master On/Off & Raise/Lower

## / OPERATIONAL DETAILS:

## Light Fixtures:

- All fixtures are dimmable
- All fixtures are controlled together or independently
- Maximum level can be task tuned to any percentage via programming

## Occupancy Control:

- Fixtures must be turned on manually (or optionally can be configured to some on automatically to 50%)
- Fixtures automatically turn off when room becomes vacant

## Daylight Control:

- Smooth continuous dimming
- Custom grouping of fixtures into separate daylight zones (max number zones = number of fixtures)

## Manual Control:

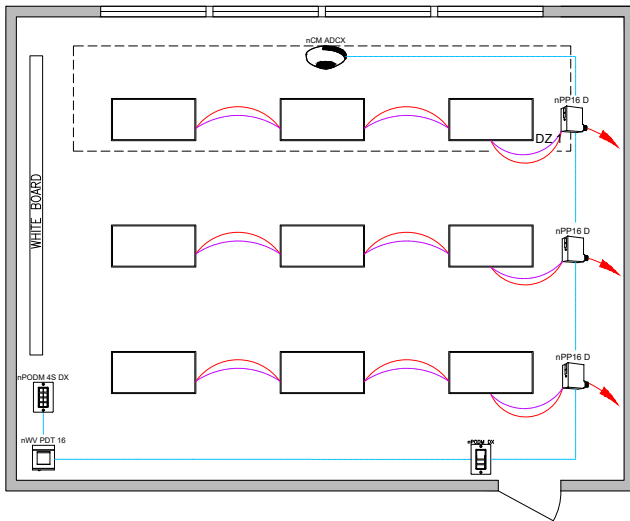
- On/off & raise/lower control of entire room
- Teacher station with 4 preset scenes

## / ADDITIONAL OPTIONS:

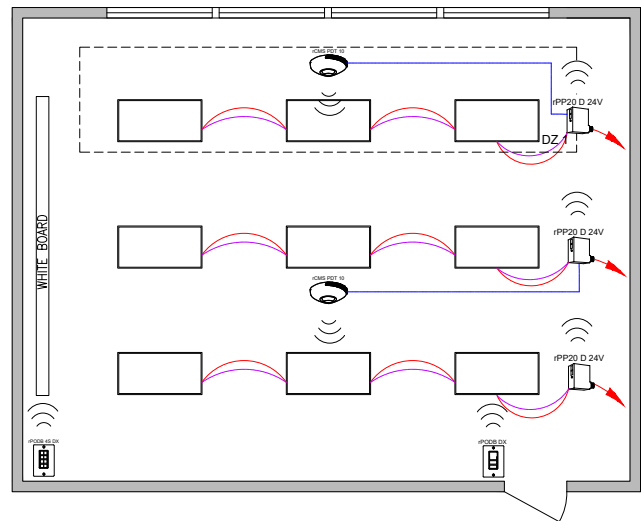
- Room can be connected to nLight backbone to enable network control or time schedules
- HVAC control available through system-wide BACnet® interface option on the ECLYPSE controller
- Luminaires with wireless networked embedded controls from nLight and occupancy/daylighting sensor options available, please see the fixture specification sheet

**Note:** Contact your local lighting agent for more information on luminaires with networked embedded controls from nLight.

**Wired**



**Wireless**



**Bill of Materials**

Symbol	Qty	Product #	Description
	3	nPP16 D EFP	Relay Module with 0-10V Dimming Output
	1	nPODM DX	On/Off, Raise/Lower WallPod
	1	nWV PDT 16	Dual Technology Wide View Occupancy Sensor
	1	nPODM 4S DX	Teacher Station — 4 Scene Control with Master On/Off & Raise/Lower
	1	nCM ADCX RJB	Daylight Sensor

**Bill of Materials**

Symbol	Qty	Product #	Description
	3	rPP20 D 24V G2	Relay Pack with 0-10V Dimming Output
	1	rPODB DX G2	On/Off, Raise/Lower WallPod
	2	rCMS PDT 10 G2	Occupancy and Daylight Sensor
	1	rPODB 4S DX G2	Teacher Station — 4 Scene Control with Master On/Off & Raise/Lower

**OPERATIONAL DETAILS:**

**Light Fixtures:**

- All fixtures are dimmable
- Each row can be controlled independently
- Maximum level can be task tuned to any percentage via programming

**Occupancy Control:**

- Fixtures must be turned on manually (or optionally can be configured to come on automatically to 50%)
- Fixtures automatically turn off when room becomes vacant

**Daylight Control:**

- Smooth continuous dimming
- Daylight zones defined by rows

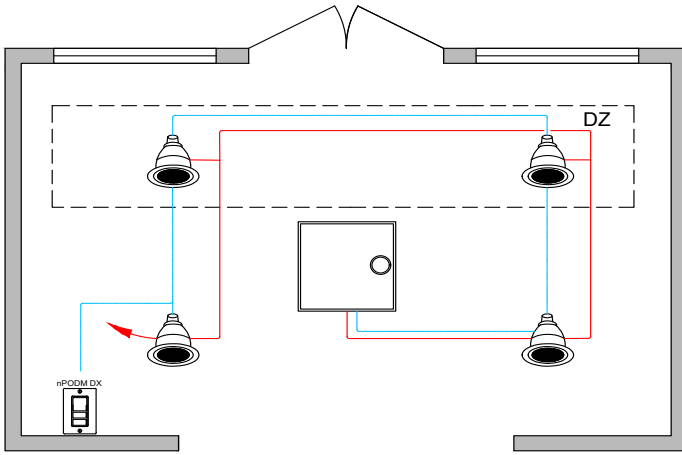
**Manual Control:**

- Master on/off & raise/lower control of entire room
- Teacher station with 4 preset scenes

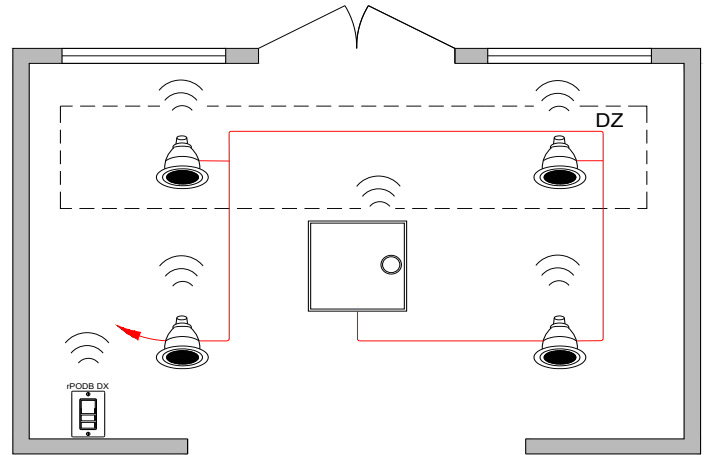
**ADDITIONAL OPTIONS:**

- Room can be connected to nLight backbone to enable network control or time schedules
- HVAC control available through system-wide BACnet® interface option on the ECLYPSE controller or through occupancy sensor auxiliary relay (AR) contact option

**Wired**



**Wireless**



**Bill of Materials**

Symbol	Qty	Product #	Description
	4	See Notes	Downlight with Wired Networked Embedded Controls from nLight
	1	See Notes	Troffer (recessed) with Wired Networked Embedded Controls from nLight
	1	nPODM DX	On/Off, Raise/Lower WallPod

**Bill of Materials**

Symbol	Qty	Product #	Description
	4	See Notes	Downlight with Wireless Networked Embedded Controls from nLight
	1	See Notes	Troffer (recessed) with Wireless Networked Embedded Controls from nLight
	1	rPODB DX G2	On/Off, Raise/Lower WallPod

**/ OPERATIONAL DETAILS:**

**Light Fixtures:**

- All fixtures are dimmable
- Maximum level can be task tuned to any percentage via programming

**Occupancy Control:**

- Fixtures automatically go to full bright when occupied
- Fixtures automatically turn off when room becomes vacant

**Daylight Control:**

- Smooth continuous dimming
- Custom grouping of fixtures into separate daylight zones (max number zones = number of fixtures)

**Manual Control:**

- On/off & raise/lower control of fixtures

**/ ADDITIONAL OPTIONS:**

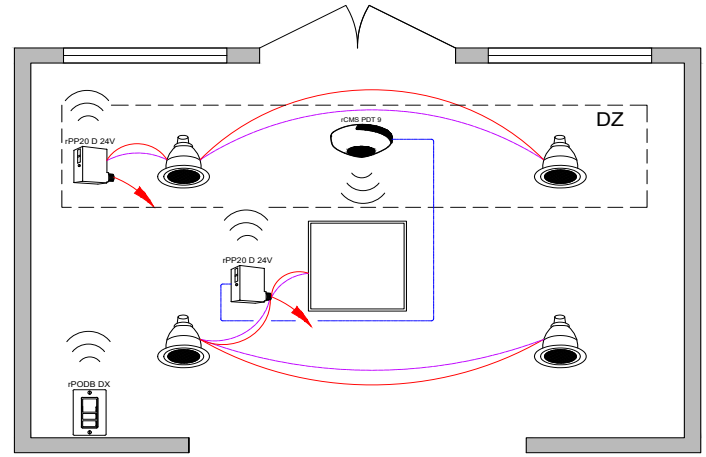
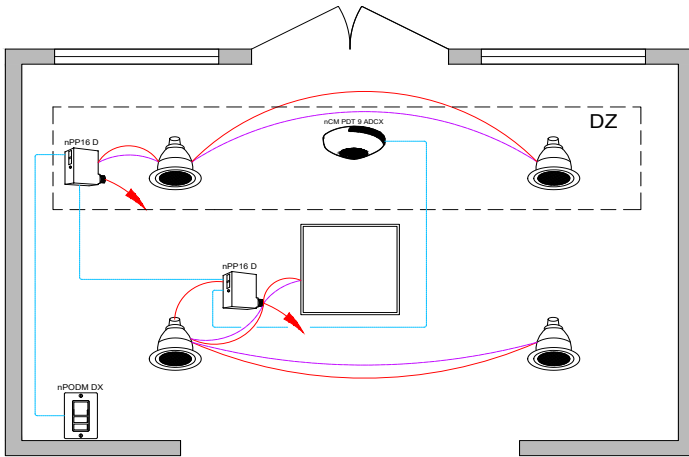
- Room can be connected to nLight backbone to enable network control or time schedules
- HVAC control available through system-wide BACnet® interface option on the ECLYPSE controller
- Luminaires with wireless networked embedded controls from nLight and occupancy/daylighting sensor options available, please see the fixture specification sheet

**Note: Contact your local lighting agent for more information on luminaires with networked embedded controls from nLight.**



**Wired**

**Wireless**



**Bill of Materials**

Symbol	Qty	Product #	Description
	2	nPP16 D EFP	Relay Pack with 0-10V Dimming Output
	1	nPODM DX	On/Off, Raise/Lower WallPod
	1	nCM PDT 9 ADCX	Occupancy and Daylight Sensor

**Bill of Materials**

Symbol	Qty	Product #	Description
	2	rPP20 D 24V G2	Relay Pack with 0-10V Dimming Output
	1	rPODB DX G2	On/Off, Raise/Lower WallPod
	1	rCMS PDT 9 G2	Occupancy and Daylight Sensor

**OPERATIONAL DETAILS:**

**Light Fixtures:**

- All fixtures are dimmable
- Maximum level can be task tuned to any percentage via programming

**Occupancy Control:**

- Fixtures automatically go to full bright when occupied
- Fixtures automatically turn off when room becomes vacant

**Daylight Control:**

- Smooth continuous dimming
- Daylight zones defined by relay module wiring

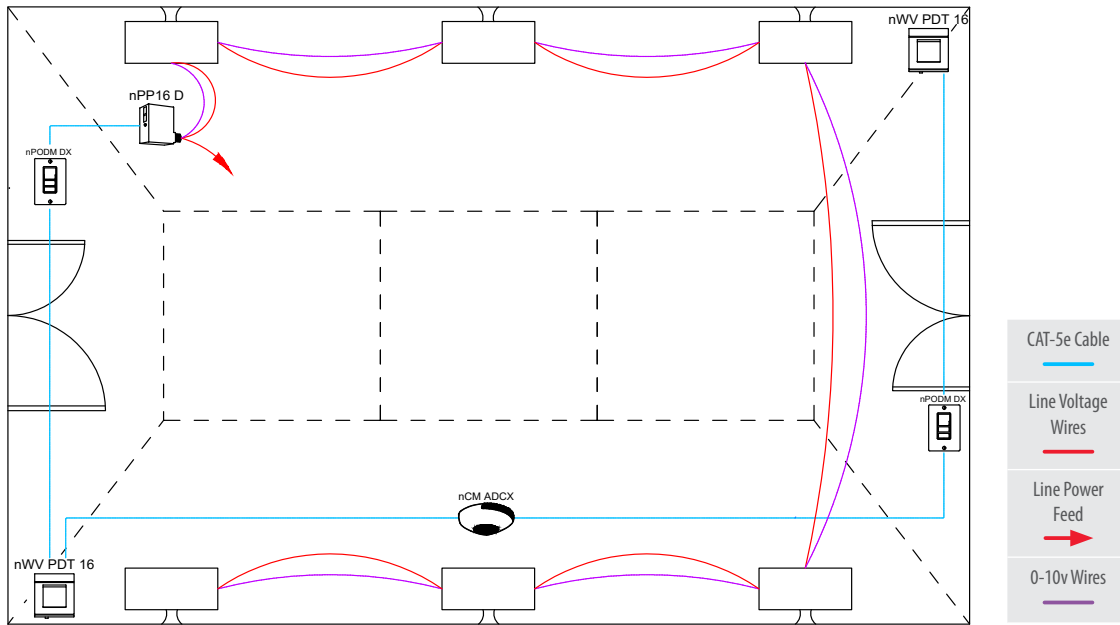
**Manual Control:**

- On/off & raise/lower control of fixtures





**ADDITIONAL OPTIONS:**

- Room can be connected to nLight backbone to enable network control or time schedules
- HVAC control available through system-wide BACnet® interface option on the ECLYPSE controller or through occupancy sensor auxiliary relay (AR) contact option

Wired



Bill of Materials

Symbol	Qty	Product #	Description
	1	nPP16 D EFP	Relay Pack with 0-10V Dimming Output
	2	nPODM DX	On/Off, Raise/Lower WallPod
	2	nWV PDT 16	Dual Technology Wide View Occupancy Sensor
	1	nCM ADCX RJB	Daylight Sensor

OPERATIONAL DETAILS:

Light Fixtures:

- All fixtures are dimmable
- All fixtures are controlled together or independently
- Maximum level can be task tuned to any percentage via programming

Occupancy Control:

- Fixtures must be turned on manually (or optionally can be configured to come on automatically to 50%)
- Fixtures turn off automatically when room becomes vacant

Daylight Control:

- Smooth continuous dimming
- Daylight zones defined by relay wiring modules

Manual Control:

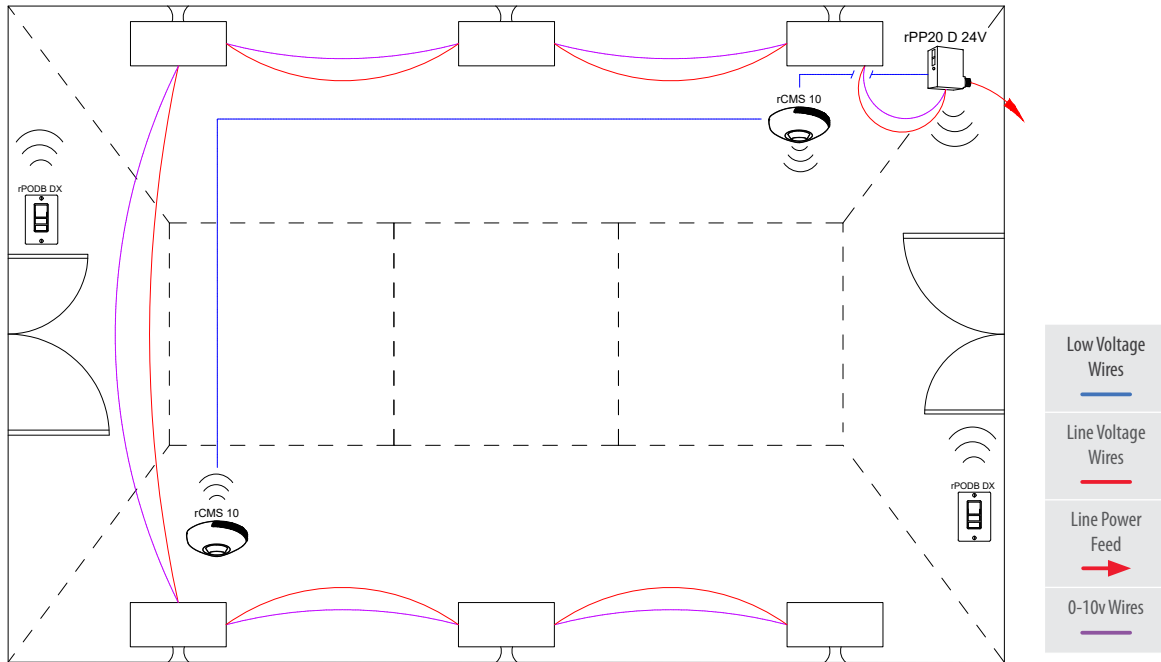
- On/off & raise/lower control of fixtures

ADDITIONAL OPTIONS:




- Room can be connected to nLight backbone to enable network control or time schedules
- HVAC control available through system-wide BACnet® interface option on the ECLYPSE controller or through occupancy sensor auxiliary relay (AR) contact option

Note: Contact your local lighting agent for more information on luminaires with networked embedded controls from nLight.

Wireless



Bill of Materials

Symbol	Qty	Product #	Description
	1	rPP20 D 24V G2	Relay Pack with 0-10V Dimming Output
	2	rPODB DX G2	On/Off, Raise/Lower WallPod
	2	rCMS 10 G2	Occupancy and Daylight Sensor

OPERATIONAL DETAILS:

Light Fixtures:

- All fixtures are dimmable
- All fixtures are controlled together or independently
- Maximum level can be task tuned to any percentage via programming

Occupancy Control:

- Fixtures must be turned on manually (or optionally can be configured to come on automatically to 50%)
- Fixtures turn off automatically when room becomes vacant

Daylight Control:

- Smooth continuous dimming
- Custom grouping of fixtures into separate daylight zones (max. number zones = number of fixtures)

Manual Control:

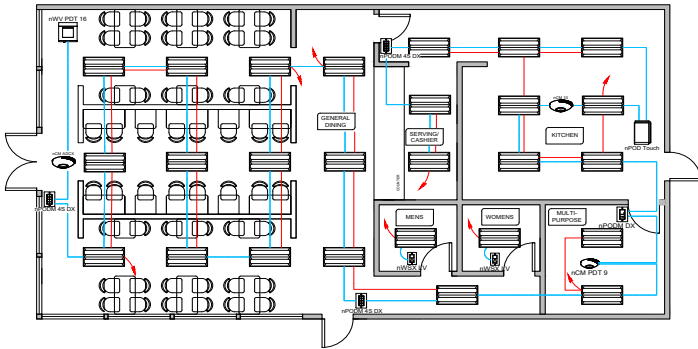
- On/off & raise/lower control of fixtures

ADDITIONAL OPTIONS:

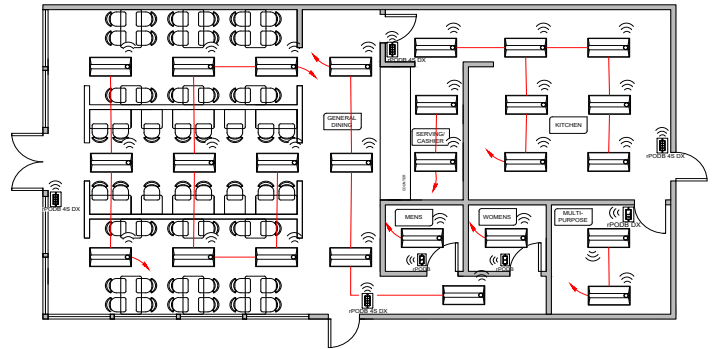
- Room can be connected to nLight backbone to enable network control or time schedules
- HVAC control available through system-wide BACnet® interface option on the ECLYPSE controller or through occupancy sensor auxiliary relay (AR) contact option
- Luminaires with wireless networked embedded controls from nLight and occupancy/daylighting sensor options available, please see the fixture specification sheet

Note: Contact your local lighting agent for more information on luminaires with networked embedded controls from nLight.

## Wired



## Wireless



### Bill of Materials

Symbol	Qty	Product #	Description
	26	See Note	Luminaire with Wired Networked Embedded Controls from nLight
	1	nPODM DX	On/Off, Raise/Lower WallPod
	3	nPODM 4S DX	4 Scene Control with Master On/Off & Raise/Lower
	1	nCM PDT 9 RJB	Occupancy Sensor
	1	nCM ADCX RJB	Daylight Sensor
	1	nCM 10 RJB	Occupancy Sensor
	2	nWSX LV	Occupancy Wall Switch, On/Off
	1	nWV PDT 16	Dual Technology Wide View Occupancy Sensor
	1	nPOD TOUCH	Touchscreen Wall Switch

### Bill of Materials

Symbol	Qty	Product #	Description
	26	See Note	Luminaire with Wireless Networked Embedded Controls from nLight
	1	rPODB DX G2	On/Off, Raise/Lower WallPod
	2	rPODB G2	On/Off WallPod
	4	rPODB 4S DX G2	4 Scene Control with Master On/Off & Raise/Lower

#### OPERATIONAL DETAILS:

##### Light Fixtures:

- All fixtures are dimmable
- All fixtures are controlled together or independently
- Maximum level can be task tuned to any percentage via programming

##### Occupancy Control:

- Fixtures must be turned on manually (or optionally can be configured to come on automatically to 50%)
- Fixtures turn off automatically when room becomes vacant

##### Daylight Control:

- Smooth continuous dimming
- Custom grouping of fixtures into separate daylight zones (max. number zones = number of fixtures)

##### Manual Control:

- On/off & raise/lower control of fixtures

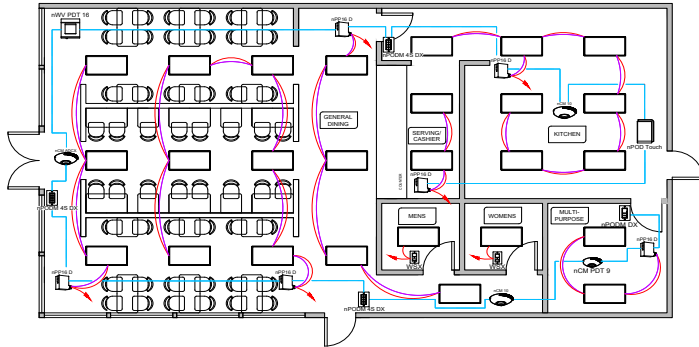
#### ADDITIONAL OPTIONS:

- Room can be connected to nLight backbone to enable network control or time schedules
- HVAC control available through system-wide BACnet® interface option on the ECLYPSE controller or through occupancy sensor auxiliary relay (AR) contact option
- Luminaires with wireless networked embedded controls from nLight and occupancy/daylighting sensor options available, please see the fixture specification sheet
- For emergency lighting control use a power pack with ER/EM option or luminaire with networked embedded controls from nLight with emergency option.

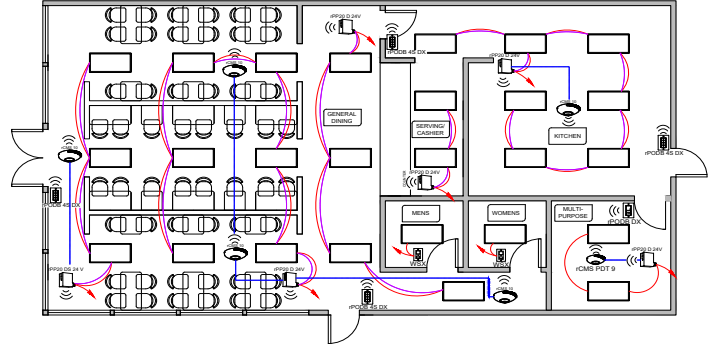
**Note:** Contact your local lighting agent for more information on luminaires with networked embedded controls from nLight.



**Wired**



**Wireless**



**Bill of Materials**

Symbol	Qty	Product #	Description
	1	nPODM DX	On/Off, Raise/Lower WallPod
	3	nPODM 4S DX	4 Scene Control with Master On/Off & Raise/Lower
	1	nCM PDT 9 RJB	Occupancy Sensor
	1	nCM ADCX RJB	Daylight Sensor
	1	nCM 10 RJB	Occupancy Sensor
	2	WSX	Occupancy Wall Switch, On/Off
	1	nWV PDT 16	Dual Technology Wide View Occupancy Sensor
	1	nPOD TOUCH	Touchscreen Wall Switch
	6	nPP16 D EFP	Relay Pack with 0-10V Dimming Output

**Bill of Materials**

Symbol	Qty	Product #	Description
	1	rPODB G2	On/Off WallPod
	4	rPODB 4S DX G2	4 Scene Control with Master On/Off & Raise/Lower
	6	rPP20 D 24V G2	Relay Pack with 0-10V Dimming Output
	5	rCMS 10 G2	Occupancy Sensor
	1	rCMS PDT 9 G2	Occupancy and Daylight Sensor
	2	WSX	Occupancy Wall Switch, On/Off, Raise/Lower

**OPERATIONAL DETAILS:**

**Light Fixtures:**

- All fixtures are dimmable
- Maximum level can be task tuned to any percentage via programming

**Occupancy Control:**

- Fixtures must be turned on manually (or optionally can be configured to come on automatically to 50%)
- Fixtures turn off automatically when room becomes vacant

**Daylight Control:**

- Smooth continuous dimming
- Daylight zones defined by relay wiring modules

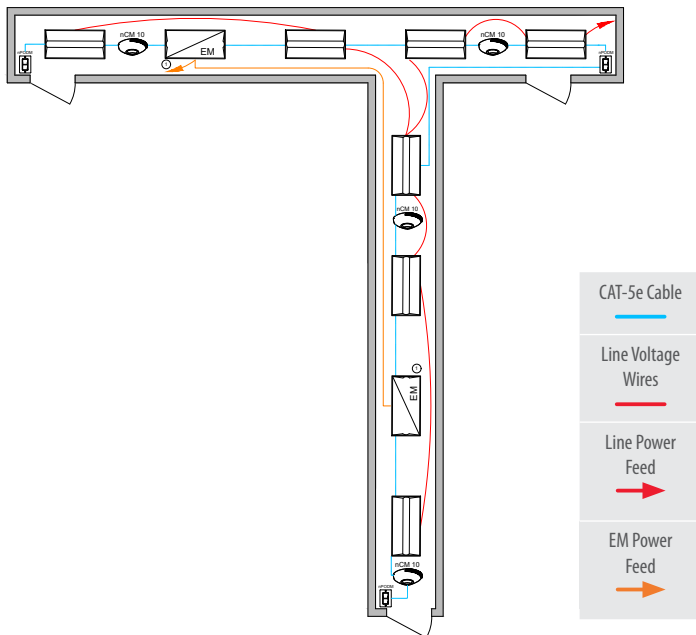
**Manual Control:**

- On/off & raise/lower control of fixtures

**ADDITIONAL OPTIONS:**

- Room can be connected to nLight backbone to enable network control or time schedules
- HVAC control available through system-wide BACnet® interface option on the ECLYPSE controller or through occupancy sensor auxiliary relay (AR) contact option

## Wired

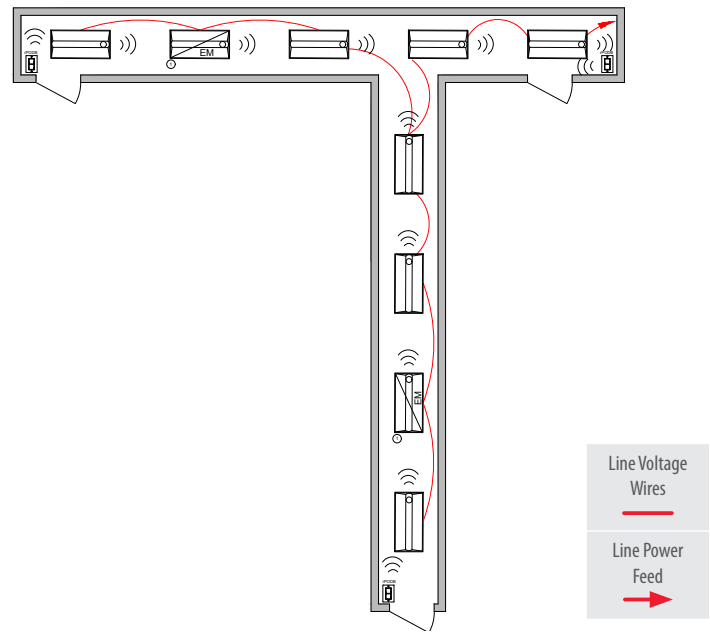


① Some emergency luminaires with networked embedded controls from nLight require a normal sense line connection. See fixture spec sheet for details.

### Bill of Materials

Symbol	Qty	Product #	Description
	7	See Note	Luminaire with Wired Networked Embedded Controls from nLight
	2	See Note	Luminaire with Wired Networked Embedded Controls from nLight with Emergency Option
	3	nPODM	On/Off WallPod
	4	nCM 10 RJB	Occupancy Sensor

## Wireless



① Fixtures assumed to be battery backup

### Bill of Materials

Symbol	Qty	Product #	Description
	7	See Note	Luminaire with Wireless Networked Embedded Controls from nLight
	2	See Note	Luminaire with Wireless Networked Embedded Controls from nLight with Battery Option
	3	rPODB G2	On/Off WallPod

### OPERATIONAL DETAILS:

#### Light Fixtures:

- All fixtures are dimmable
- All fixtures are controlled together or independently
- Maximum level can be task tuned to any percentage via programming

#### Occupancy Control:

- Fixtures automatically go to full bright when occupied
- Fixtures automatically turn off or optionally can be configured to drop to low dim setting when space becomes vacant

#### Manual Control:

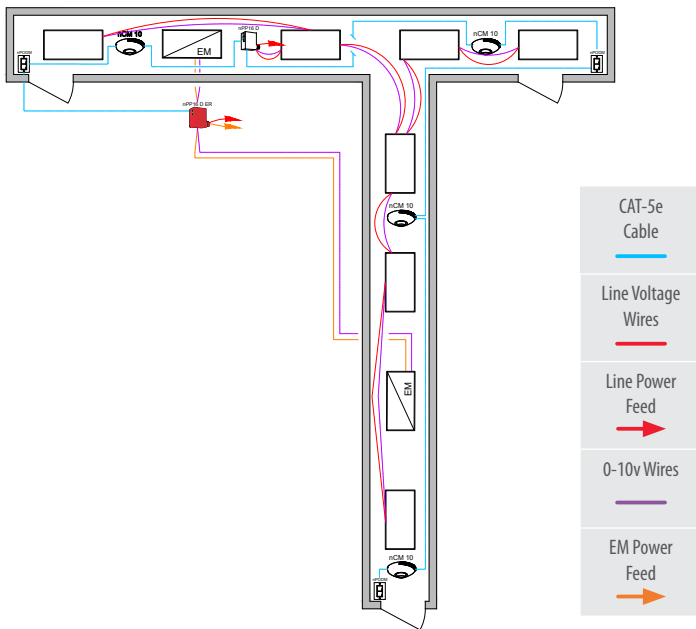
- On/off control of fixtures

### ADDITIONAL OPTIONS:

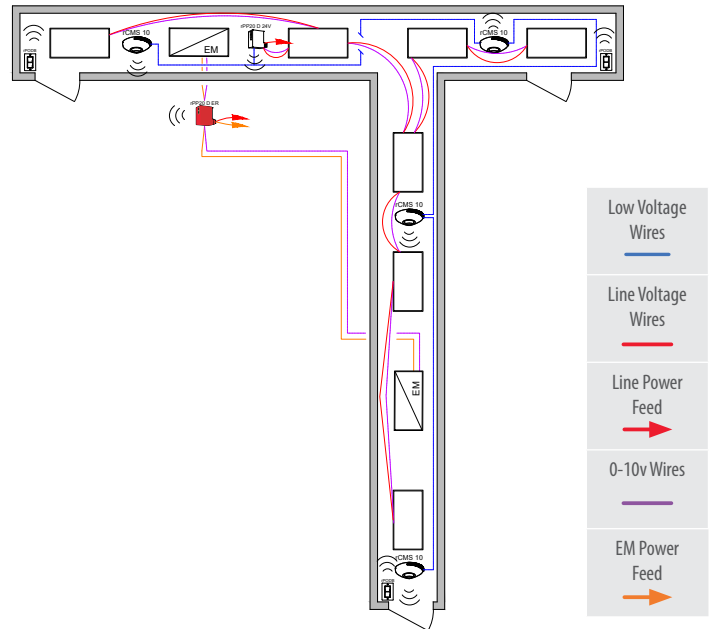
- Room can be connected to nLight backbone to enable network control or time schedules
- HVAC control available through system-wide BACnet® interface option on the ECLYPSE controller
- Luminaires with wireless networked embedded controls from nLight and occupancy/daylighting sensor options available, please see the fixture specification sheet
- If daylight exists, add Automatic Daylight Responsive Controls per 4.2.2.1.(10) and 4.2.2.1.(13)

**Note:** Contact your local lighting agent for more information on luminaires with networked embedded controls from nLight.

## Wired



## Wireless



## Bill of Materials

Symbol	Qty	Product #	Description
	1	nPP16 D EFP	Relay Pack with 0-10V Dimming Output
	1	nPP16 D ER EFP	Emergency Relay Pack with 0-10V Dimming Output
	4	nCM 10 RJB	Occupancy Sensor
	3	nPODM	On/Off WallPod

## Bill of Materials

Symbol	Qty	Product #	Description
	1	rPP20 D 24V G2	Relay Pack with 0-10V Dimming Output
	1	rPP20 D ER G2	Emergency Relay Pack with 0-10V Dimming Output
	4	rCMS 10 G2	Occupancy Sensor
	3	rPODB G2	On/Off WallPod

## / OPERATIONAL DETAILS:

**Light Fixtures:**

- All fixtures are dimmable
- Maximum level can be task tuned to any percentage via programming

**Occupancy Control:**

- Fixtures automatically go to full bright when occupied
- Fixtures automatically turn off or optionally can be configured to drop to low dim setting when space becomes vacant

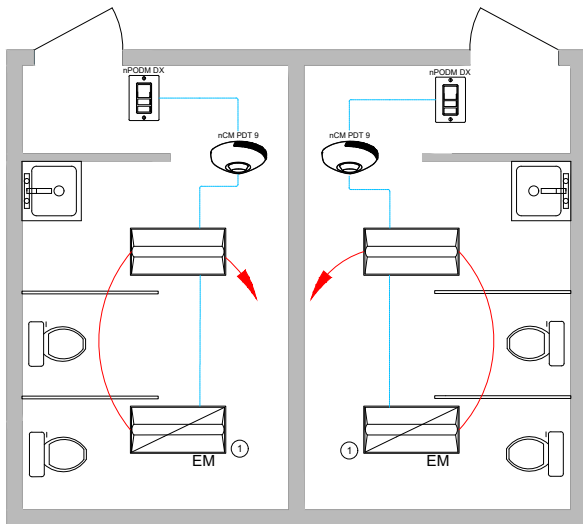
**Manual Control:**

- On/off control of fixtures

## / ADDITIONAL OPTIONS:

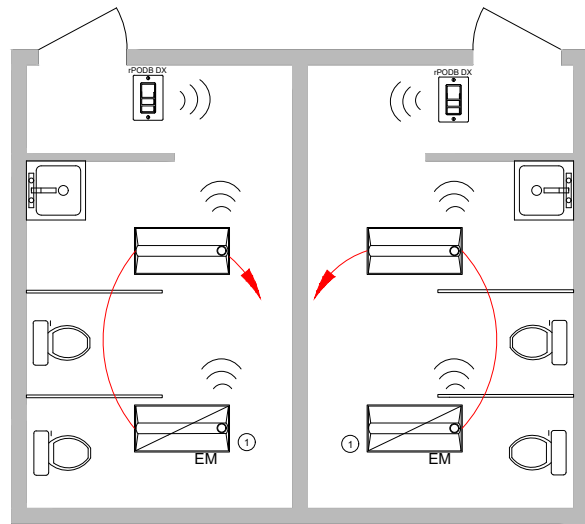
- Room can be connected to nLight backbone to enable network control or time schedules
- HVAC control available through system-wide BACnet® interface option on the ECLYPSE controller
- If daylight exists, add Automatic Daylight Responsive Controls per 4.2.2.1.(10) and 4.2.2.1.(13)

## Wired



① Some emergency luminaires with networked embedded controls from nLight require a normal sense line connection. See fixture spec sheet for details.

## Wireless



① Fixtures assumed to be battery backup

### Bill of Materials

Symbol	Qty	Product #	Description
	2	See Note	Luminaire with Wired Networked Embedded Controls from nLight
	2	See Note	Luminaire with Wired Networked Embedded Controls from nLight with the Emergency Option
	2	nPODM DX	On/Off, Raise/Lower WallPod
	2	nCM PDT 9 RJB	Occupancy Sensor

### Bill of Materials

Symbol	Qty	Product #	Description
	2	See Note	Luminaire with Wireless Networked Embedded Controls from nLight
	2	See Note	Luminaire with Wireless Networked Embedded Controls from nLight with the Battery Option
	2	rPODB DX G2	On/Off, Raise/Lower WallPod

### OPERATIONAL DETAILS:

#### Light Fixtures:

- All fixtures are dimmable
- All fixtures are controlled together or independently (per room)
- Maximum level can be task tuned to any percentage via programming

#### Occupancy Control:

- Fixtures automatically go to full bright when occupied (or optionally can be configured to come on automatically to 50%)
- Fixtures automatically turn off or optionally can be configured to drop to low dim setting when space becomes vacant

#### Manual Control:

- On/off & raise/lower control of fixtures
- If switch poses safety concerns, optionally can be programmed for "on only"

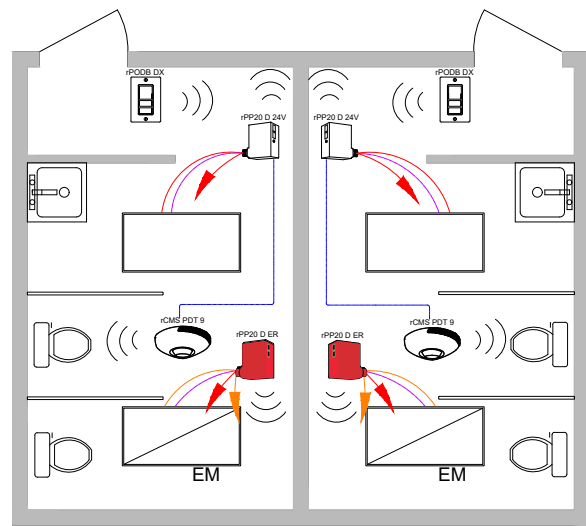
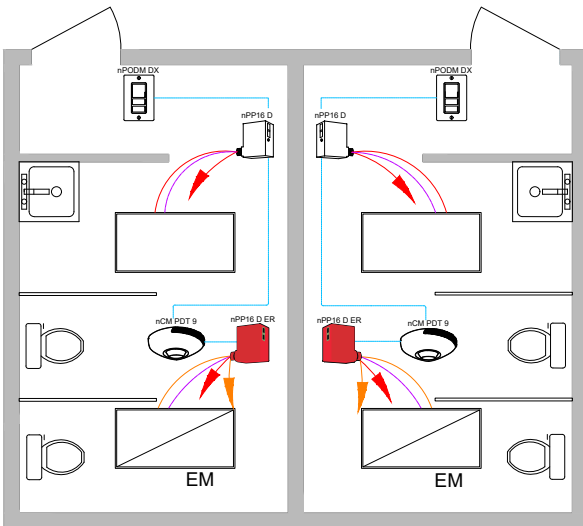
### ADDITIONAL OPTIONS:

- Room can be connected to nLight backbone to enable network control or time schedules
- HVAC control available through system-wide BACnet® interface option on the ECLYPSE controller or through occupancy sensor auxiliary relay (AR) contact option
- Fixture embedded control and occupancy/daylighting sensor options available, please see the fixture specification sheet
- If daylight exists, add Automatic Daylight Responsive Controls per 4.2.2.1.(10) and 4.2.2.1.(13)

**Note:** Contact your local lighting agent for more information on luminaires with networked embedded controls from nLight.

**Wired**

**Wireless**



**Bill of Materials**

Symbol	Qty	Product #	Description
	2	nPP16 D EFP	Relay Pack with 0-10V Dimming Output
	2	nPP16 D ER EFP	Emergency Module with 0-10V Dimming Output
	2	nPODM DX	On/Off & Raise/Lower WallPod
	2	nCM PDT 9 RJB	Occupancy Sensor

**Bill of Materials**

Symbol	Qty	Product #	Description
	2	rPP20 D 24V G2	Relay Pack with 0-10V Dimming Output
	2	rPP20 D ER G2	Emergency Relay Pack with 0-10V Dimming Output
	2	rPODB DX G2	On/Off & Raise/Lower WallPod
	2	rCMS PDT 9 G2	Occupancy Sensor

**OPERATIONAL DETAILS:**

**Light Fixtures:**

- All fixtures are dimmable
- All fixtures are controlled together or independently (per room)
- Maximum level can be task tuned to any percentage via programming

**Occupancy Control:**

- Fixtures automatically go to full bright when occupied (or optionally can be configured to come on automatically to 50%)
- Fixtures automatically turn off or optionally can be configured to drop to low dim setting when space becomes vacant

**Manual Control:**

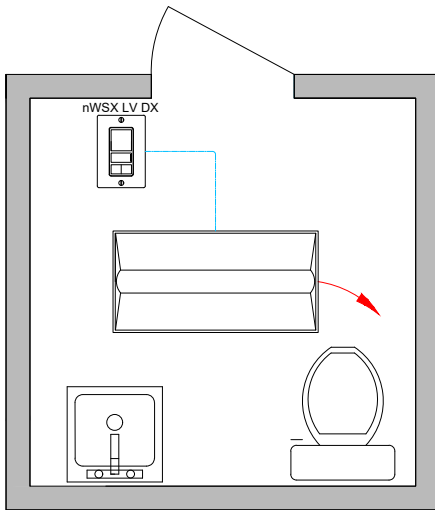
- On/off & raise/lower control of fixtures
- If switch poses safety concerns, optionally can be programmed for "on only"

**ADDITIONAL OPTIONS:**

- Room can be connected to nLight backbone to enable network control or time schedules
- HVAC control available through system-wide BACnet® interface option on the ECLYPSE controller or through occupancy sensor auxiliary relay (AR) contact option
- Luminaires with wireless networked embedded controls from nLight and occupancy/daylighting sensor options available, please see the fixture specification sheet
- If daylight exists, add Automatic Daylight Responsive Controls per 4.2.2.1.(10) and 4.2.2.1.(13)

**Note: Contact your local lighting agent for more information on luminaires with networked embedded controls from nLight.**

## Wired

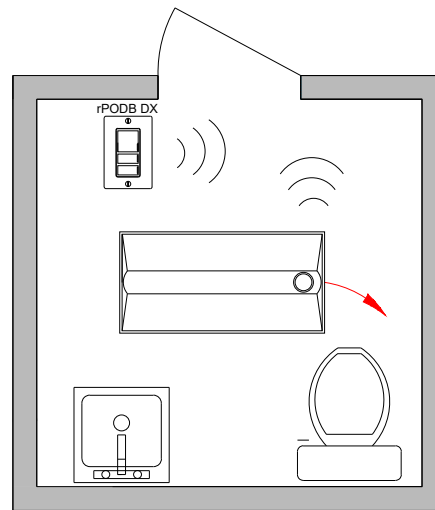


CAT-5e Cable

Line Voltage Wires

Line Power Feed



## Wireless





Line Voltage Wires

Line Power Feed

## Bill of Materials

Symbol	Qty	Product #	Description
	1	See Notes	Luminaire with Wired Networked Embedded Controls from nLight
	1	nWSX LV DX	Occupancy Wall Switch, On/Off, Raise/Lower

## Bill of Materials

Symbol	Qty	Product #	Description
	1	See Notes	Luminaire with Wireless Networked Embedded Controls from nLight
	1	rPODB DX G2	On/Off, Raise/Lower WallPod

## / OPERATIONAL DETAILS:

## Light Fixtures:

- All fixtures are dimmable
- Maximum level can be task tuned to any percentage via programming

## Occupancy Control:

- Fixtures automatically go to full bright when occupied (or optionally can be configured to come on automatically to 50%)
- Fixtures automatically turn off or optionally can be configured to drop to low dim setting when space becomes vacant

## Manual Control:

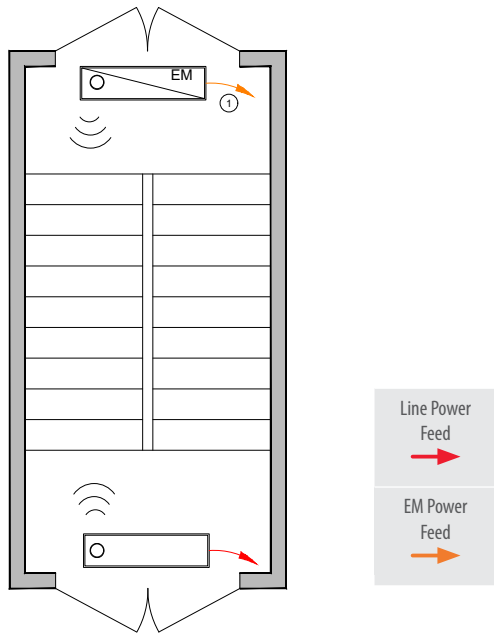
- On/off & raise/lower control of fixtures
- If switch poses safety concerns, optionally can be programmed for "on only"

## / ADDITIONAL OPTIONS:

- Room can be connected to nLight backbone to enable network control or time schedules
- HVAC control available through system-wide BACnet® interface option on the ECLYPSE controller
- Luminaires with wireless networked embedded controls from nLight and occupancy/daylighting sensor options available, please see the fixture specification sheet
- If daylight exists, add Automatic Daylight Responsive Controls per 4.2.2.1.(10) and 4.2.2.1.(13)

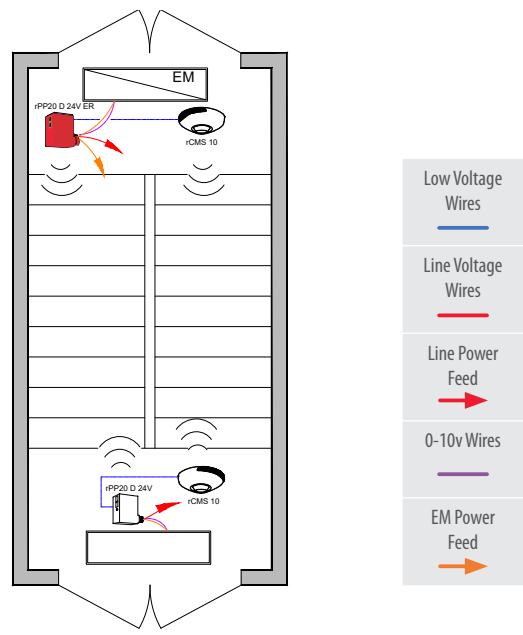
**Note:** Contact your local lighting agent for more information on luminaires with networked embedded controls from nLight.

## Luminaires with Wireless Networked Embedded Controls from nLight



① Fixtures assumed to be battery backup

## Wireless with 0-10V Dimming Fixtures



### Bill of Materials

Symbol	Qty	Product #	Description
	1	See Note	Luminaire with Wireless Networked Embedded Controls from nLight
	1	See Note	Luminaire with Wireless Networked Embedded Controls from nLight with Battery Option

### Bill of Materials

Symbol	Qty	Product #	Description
	1	rPP20 D 24V G2	Relay Pack with 0-10V Dimming Output
	1	rPP20 D 24V ER G2	Emergency Relay Pack with 0-10V Dimming Output
	2	rCMS 10 G2	Occupancy and Daylight Sensor

### OPERATIONAL DETAILS:

#### Light Fixtures:

- All fixtures are dimmable
- Maximum level can be task tuned to any percentage via programming

#### Occupancy Control:

- Fixtures automatically go to full bright when occupied
- Fixtures automatically turn off or optionally can be configured to drop to low dim setting when space becomes vacant

#### Manual Control:

- Safety may preclude the use of a manual control in these areas

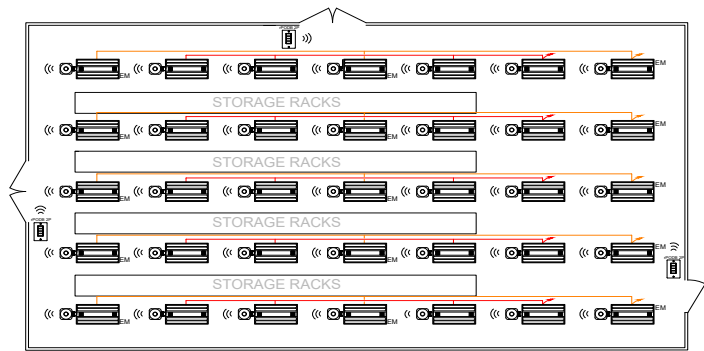
**Note:** Contact your local lighting agent for more information on luminaires with networked embedded controls from nLight.

### ADDITIONAL OPTIONS:

- Room can be connected to nLight backbone to enable network control or time schedules
- HVAC control available through system-wide BACnet® interface option on the ECLYPSE controller or through occupancy sensor auxiliary relay (AR) contact option
- Luminaires with wireless networked embedded controls from nLight and occupancy/daylighting sensor options available, please see the fixture specification sheet
- If daylight exists, add Automatic Daylight Responsive Controls per 4.2.2.1.(10) and 4.2.2.1.(13)



## Luminaires with Wireless Networked Embedded Controls from nLight



### Bill of Materials

Symbol	Qty	Product #	Description
	20	IBG Series	Luminaire with Wireless Networked Embedded Controls from nLight
	15	IBG Series	Luminaire with Wireless Networked Embedded Controls from nLight with Emergency Option
	3	rPODB 2P G2	2-Pole On/Off WallPod

### OPERATIONAL DETAILS:

#### Light Fixtures:

- All fixtures are dimmable
- Maximum level can be task tuned to any percentage via programming

#### Occupancy Control:

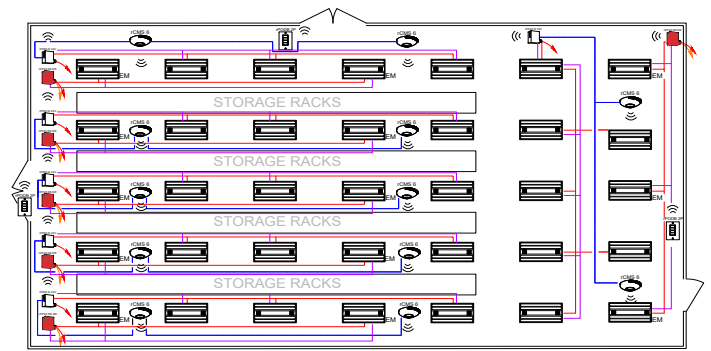
- Fixtures automatically go to full bright when occupied
- Fixtures automatically turn off or optionally can be configured to drop to low dim setting when space becomes vacant

#### Daylight Control:

- Smooth continuous dimming
- For custom grouping of luminaires with networked embedded controls from nLight into separate daylight zones (max number zones = number of fixtures)
- For relay packs, daylight zones defined by relay module wiring
- Not required for areas without windows or that have loads < 150W in sidelit zones

**Note:** Contact your local lighting agent for more information on luminaires with networked embedded controls from nLight.

## Wireless with 0-10V Dimming Fixtures



### Bill of Materials

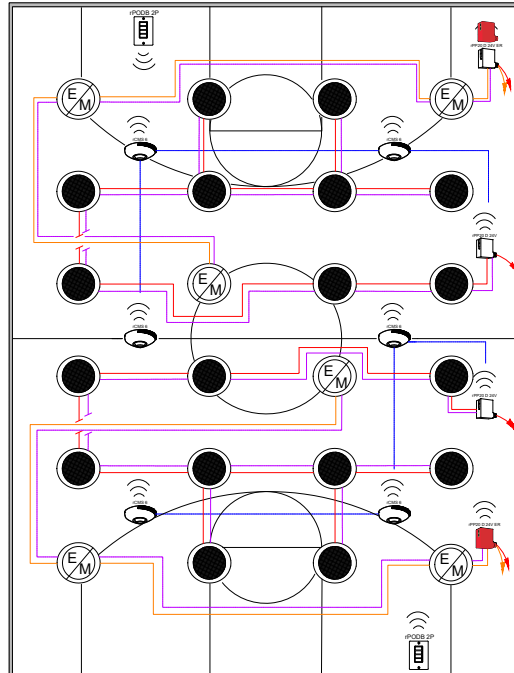
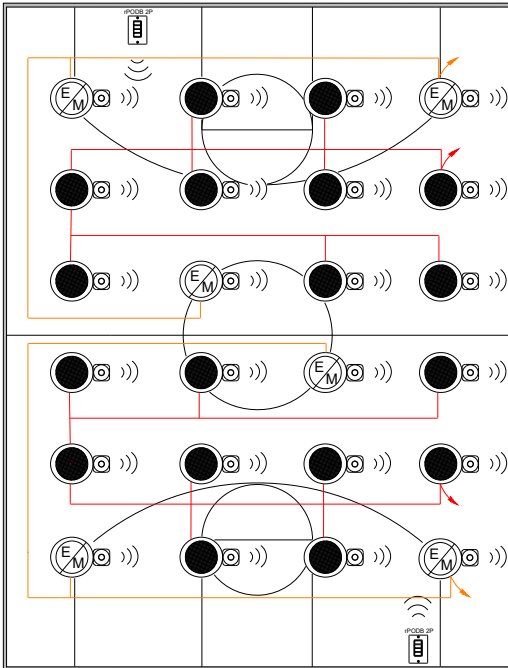
Symbol	Qty	Product #	Description
	6	rPP20 D 24V G2	Relay Pack with 0-10V Dimming Output
	6	rPP20 D ER G2	Emergency Relay Pack with 0-10V Dimming Output
	3	rPODB 2P G2	2-Pole On/Off WallPod
	12	rCMS 6 G2	Occupancy Sensor

### ADDITIONAL OPTIONS:

- Room can be connected to nLight backbone to enable network control or time schedules
- HVAC control available through system-wide BACnet® interface option on the ECLYPSE controller or through occupancy sensor auxiliary relay (AR) contact option
- Luminaires with wireless networked embedded controls from nLight and occupancy/daylighting sensor options available, please see the fixture specification sheet

## Luminaires with Wireless Networked Embedded Controls from nLight

## Wireless with 0-10V Dimming Fixtures



Line Voltage Wires    Line Power Feed    EM Power Feed

Low Voltage Wires    0-10v Wires    Line Voltage Wires    Line Power Feed    EM Power Feed

### Bill of Materials

Symbol	Qty	Product #	Description
	18	See Notes	Luminaire with Wireless Networked Embedded Controls from nLight
	6	See Notes	Luminaire with Wireless Networked Embedded Controls from nLight with Emergency Option
	2	rPODB 2P G2	2-Pole On/Off WallPod

### Bill of Materials

Symbol	Qty	Product #	Description
	2	rPP20 D 24V G2	Relay Pack with 0-10V Dimming Output
	2	rPP20 D 24V ER G2	Emergency Relay Pack with 0-10V Dimming Output
	2	rPODB 2P G2	2-Pole On/Off WallPod
	6	rCMS 6 G2	High Bay Occupancy Sensor

#### OPERATIONAL DETAILS:

##### Light Fixtures:

- All fixtures are dimmable
- Maximum level can be task tuned to any percentage via programming

##### Occupancy Control:

- Fixtures automatically go to full bright when occupied
- Fixtures automatically turn off or optionally can be configured to drop to low dim setting when space becomes vacant

##### Daylight Control:

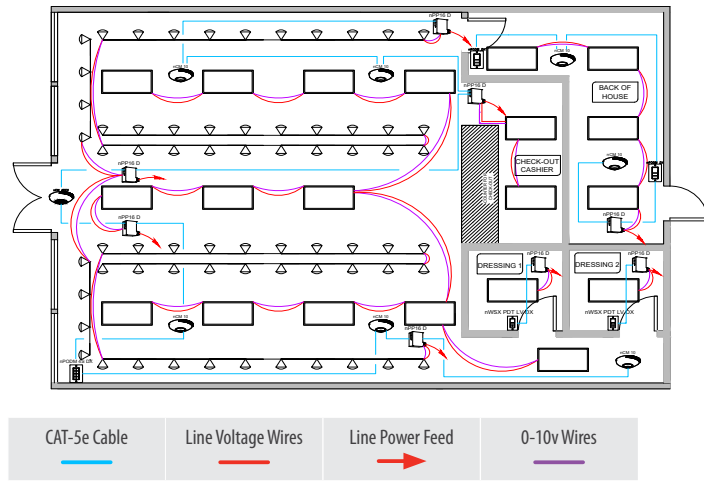
- Smooth continuous dimming
- For custom grouping of luminaires with networked embedded controls from nLight into separate daylight zones (max number zones = number of fixtures)
- For relay packs, daylight zones defined by relay module wiring
- Not required for areas without windows or that have loads < 150W in sidelit zones

#### ADDITIONAL OPTIONS:

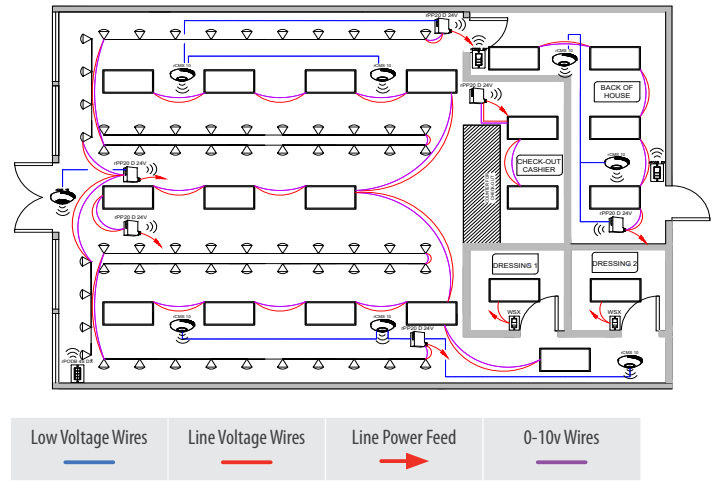
- Room can be connected to nLight backbone to enable network control or time schedules
- HVAC control available through system-wide BACnet® interface option on the ECLYPSE controller or through occupancy sensor auxiliary relay (AR) contact option
- Luminaires with wireless networked embedded controls from nLight and occupancy/daylighting sensor options available, please see the fixture specification sheet

**Note: Contact your local lighting agent for more information on luminaires with networked embedded controls from nLight.**

**Wired**



**Wireless**



**Bill of Materials**

Symbol	Qty	Product #	Description
	8	nPP16 D EFP	Relay Pack with 0-10V Dimming Output
	1	nPODM 4S DX	4 Scene Control with Master On/Off & Raise/Lower
	2	nPODM DX	On/Off, Raise/Lower WallPod
	7	nCM 10 RJB	Occupancy Sensor
	1	nCM ADCX RJB	Daylight Sensor
	2	nWSX PDT LX DX	Wall Switch Occupancy Sensor with On/Off, Raise/Lower

**Bill of Materials**

Symbol	Qty	Product #	Description
	6	rPP20 D 24V G2	Relay Pack with 0-10V Dimming Output
	1	rPODM 4S DX	4 Scene Control with Master On/Off & Raise/Lower
	2	rPODB DX G2	On/Off, Raise/Lower WallPod
	8	rCMS 10 G2	Occupancy and Daylight Sensor
	2	WSX	Wall Switch Occupancy Sensor with On/Off, Raise/Lower

**OPERATIONAL DETAILS:**

**Light Fixtures:**

- All fixtures are dimmable
- Each row controlled independently
- Maximum level can be task tuned to any percentage via programming

**Occupancy Control:**

- Fixtures must be turned on manually (or optionally can be configured to come on automatically to 50%)
- Fixtures turn off automatically when room becomes vacant

**Daylight Control:**

- Smooth continuous dimming
- Daylight zones defined by rows

**Manual Control:**

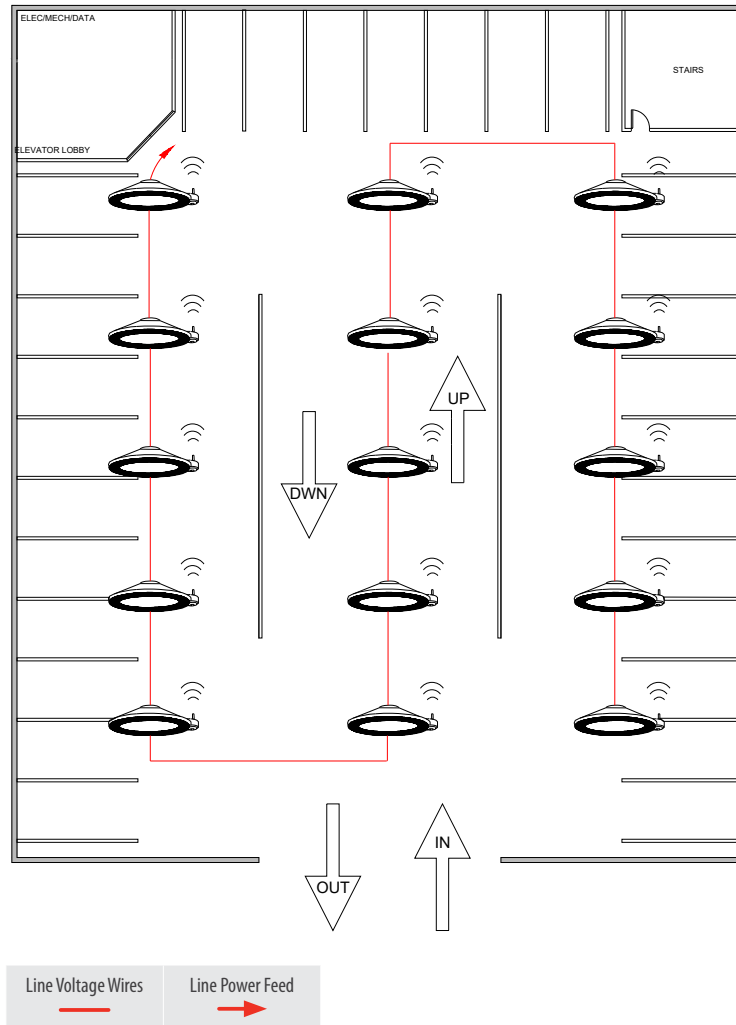
- On/off & raise/lower control of fixtures

**ADDITIONAL OPTIONS:**

- Room can be connected to nLight backbone to enable network control or time schedules
- HVAC control available through system-wide BACnet® interface option on the ECLYPSE controller or through occupancy sensor auxiliary relay (AR) contact option

**Note: Contact your local lighting agent for more information on luminaires with networked embedded controls from nLight.**

## Wireless Parking Garage



### Bill of Materials

Symbol	Qty	Product #	Description
	15	See Notes	Luminaire with Wireless Networked Embedded Controls from nLight

#### / OPERATIONAL DETAILS:

##### Light Fixtures:

- All fixtures are dimmable
- All fixtures can be controlled together or independently
- Maximum level can be task tuned to any percentage via programming

##### Occupancy Control:

- Fixtures automatically go to full bright when occupied
- Fixtures automatically turn off or optionally can be configured to drop to low dim setting when space becomes vacant

##### Daylight Control:

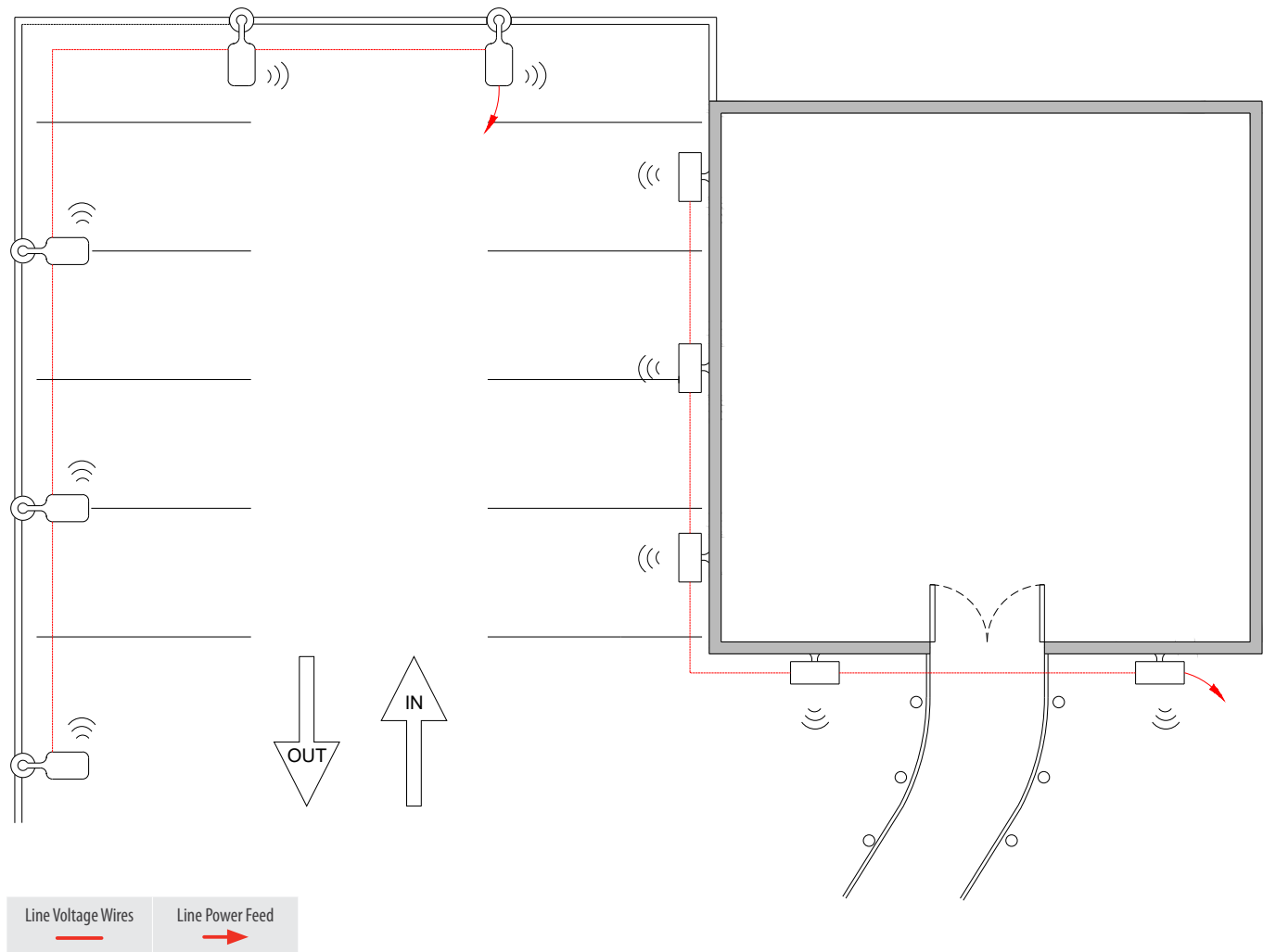
- Daylight responsive controls lights to full off when adequate daylight present

#### / ADDITIONAL OPTIONS:



- Devices can be connected to nLight backbone to embedded network control or time schedules, including astronomical time schedules for shutoff
- Luminaires with wireless networked embedded controls from nLight and occupancy/daylighting sensor options available, please see the fixture specification sheet

**Note:** Contact your local lighting agent for more information on luminaires with networked embedded controls from nLight.

## Wireless Site Lighting



## Bill of Materials

Symbol	Qty	Product #	Description
	5	See Notes	Area Luminaire with Wireless Networked Embedded Controls from nLight
	5	See Notes	Wall Mount with Wireless Networked Embedded Controls from nLight

### / OPERATIONAL DETAILS:

#### Light Fixtures:

- All fixtures are dimmable
- All fixtures can be controlled together or independently
- Maximum level can be task tuned to any percentage via programming

#### Occupancy Control:

- Fixtures automatically go to full bright when occupied
- Fixtures automatically turn off or optionally can be configured to drop to low dim setting when space becomes vacant

#### Daylight Control:

- Daylight responsive controls lights to full off when adequate daylight present

### / ADDITIONAL OPTIONS:

- Devices can be connected to nLight backbone to embedded network control or time schedules, including astronomical time schedules for shutoff
- Luminaires with wireless networked embedded controls from nLight and occupancy/daylighting sensor options available, please see the fixture specification sheet

**Note:** Contact your local lighting agent for more information on luminaires with networked embedded controls from nLight.

## Luminaires with Networked Embedded Controls from nLight


Acuity Brands offers the industry's broadest portfolio of luminaires with networked embedded controls from nLight. Please scan the QR code to see the current luminaires with networked embedded controls from nLight.



## Mobile Apps

Quick and Easy Lighting Configuration and Control In the Palm of Your Hand

### nLight Wired



#### nLight BLE Radio Module

nLight wired uses the nIO BT (Bluetooth® Low Energy radio module) to communicate with the nConfig app to modify the settings and operation of the devices in an nLight zone.

#### nConfig™

The nConfig mobile app is for nLight wired controls startups. It's a quick and easy alternative to SensorView software for smaller projects and simple programming.

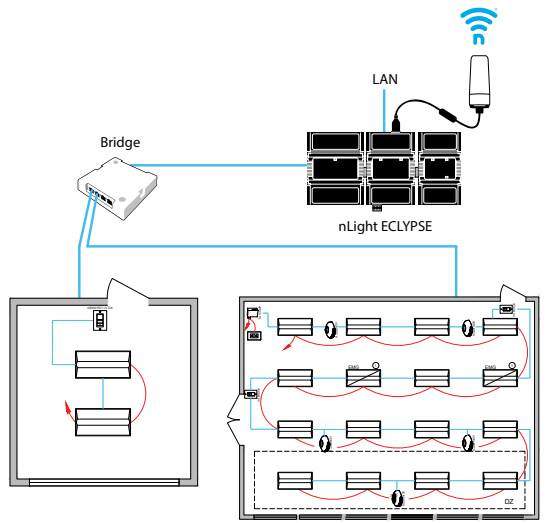
The Bluetooth® word mark and logos are registered trademarks owned by Bluetooth SIG, Inc. and any use of such marks by Acuity Brands Lighting is under license.

### nLight AIR

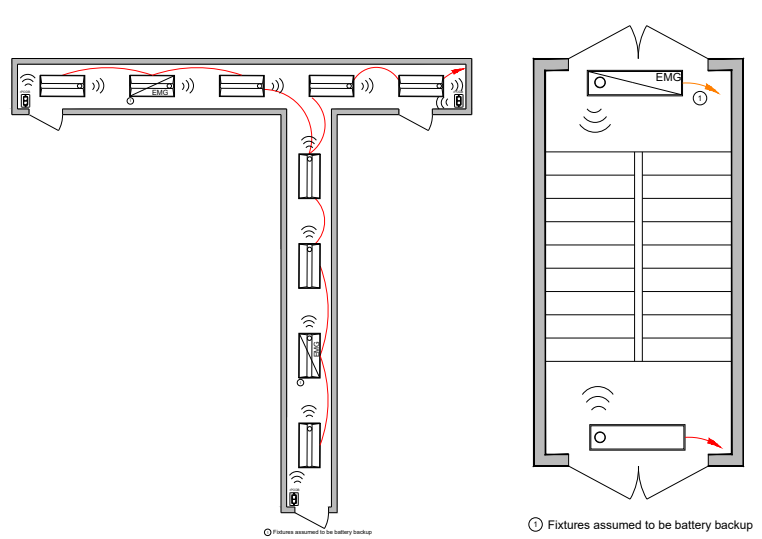


#### CLAIRITY™ Pro

The CLAIRITY Pro mobile app allows you to start up, configure and troubleshoot nLight AIR wireless controls from a compatible smartphone or tablet.



Some emergency luminaires with networked embedded controls from nLight require a normal sense line connection. See fixture spec sheet for details.












## Bill of Materials

Symbol	Qty	Product #	Description
	1	nBRG 8 KIT	8-Port Backbone Bridge
	1	nECY MVOLT ENC	nLight ECLYPSE Network System Controller and Optional BMS Interface 347V Option Available
	1	nECYD NLTAIR G2	nLight AIR Adapter

## Programmable Time Clock Control:

Although not pictured within each of the individual room design guides, each nLight controlled space can be connected via an nLight backbone to create a networked nLight lighting control system capable of meeting the requirements of NECB 2017 Provision 4.2.2.1.(20), Scheduled Shut-off. A networked system also enables astronomical time clock control.



Control Requirement	Code Provision	nLight Solution Details	
Manual Control (Local Switch)	4.2.2.1.(3)	nLight WallPod devices provide a user with local control of lighting within an nLight controlled space. WallPods are available in multiple styles – each with varying features and user experiences.	
		<p align="center"><b>Push-Button WallPod</b></p>	<p align="center"><b>Graphic WallPod/Touchscreen Wall Switch*</b></p>
		<p><a href="#">nPODM Series</a> <a href="#">rPODB Series</a></p>  <p align="center">Traditional tactile buttons and LED user feedback.</p>	<p><a href="#">Graphic WallPod®</a></p>  <p align="center">Full-color touch screen provides a sophisticated look and feel.</p>
Shut-Off Control Time-Switch Controls and Exterior Lighting Control (via System Controller)	4.2.2.1.(20) 4.2.4.1.(1) 4.2.4.1.(5)	Individual nLight control groups (i.e.: rooms) can be easily networked together across an entire building simply by connecting them into a “backbone” made up of one or more nLight bridge devices and/or nLight AIR adapters and an nLight ECLYPSE system controller. The system controller provides programmable time clock functionality for an nLight network as well as interfaces to the SensorView suite of web-based software applications (via an Ethernet LAN / WAN connection).	
		<p align="center"><b>Network System Controller</b></p>	
		<p align="center"><a href="#">Network System Controller</a></p>  <p>Additional benefits of installing an nLight backbone include remote status monitoring, system-wide configuration changes, and BMS interface capability.</p>	
Restricted to Manual ON, Restricted to Partial Automatic ON, Automatic Partial OFF, Automatic Full OFF	4.2.2.1.(6) 4.2.2.1.(8) 4.2.2.1.(16) 4.2.2.1.(18)	nLight occupancy sensors utilize 100% digital passive infrared (PIR) detection, come in several mounting styles, and offer multiple coverage pattern options. Additionally, nLight sensors are available with patented Microphonics™ dual technology detection for rooms with obstructions. Configuring for full off vs. partial off control is done with system programming.	
		<p align="center"><b>360° Occupancy Sensor</b></p>	<p align="center"><b>120° WideView Corner Sensor*</b></p>
		<p><a href="#">nCM Series</a> <a href="#">rCMS Series</a></p>  <p align="center">Surface mounts to ceiling tiles or sheetrock/plaster.</p>	<p><a href="#">nWV Series</a></p>  <p align="center">Directly mounts in corner or to ceiling via repositionable ceiling bracket.</p>
Light Level Control Automatic Daylight Responsive Controls	4.2.2.1.(10) 4.2.2.1.(13)	nLight provides multiple options for controlling continuous dimming luminaires. This allows spaces with several lighting types and technologies to be controlled together and with a common user experience.	
		<p align="center"><b>Acuity Brands Luminaires with Networked Embedded Controls from nLight</b></p>	<p align="center"><b>Dimming Relay Packs</b></p>
			<p><a href="#">nPP16 Series</a> <a href="#">rPP20 Series</a></p> 
		Acuity Brands offers a wide variety of LED fixtures with factory installed integrated nLight controls that provide smooth continuous dimming.	nLight dimming relay enable control of any 0-10VDC dimmable LED luminaire.
		nLight offers standalone daylight harvesting sensors as well as occupancy sensors with integrated daylight harvesting. Sensors are available in various housings and provide continuous dimming control of any/all luminaires with networked embedded controls from nLight or dimming relay packs, each capable of being its own daylight zone.	
<p align="center"><b>Ceiling Mount Dimming Photocell</b></p>	<p align="center"><b>Recessed Mount Dimming Photocell*</b></p>		
<p><a href="#">nCM Series</a> <a href="#">rCMS Series</a></p> 	<p><a href="#">nRM Series</a></p> 		

\*Available with nLight Wired products only.

Note: This summary is for general information purposes only and is provided without any warranty as to accuracy, completeness, or otherwise. The user should read the applicable code sections for more complete and detailed descriptions of code requirements and exceptions and should consult with a professional engineering or other competent advisor before making any decision or taking any action based on this summary.



# Additional Resources

## Acuity Controls Typical Layout Drawings

<https://www.acuitybrands.com/resources/customer-tools/typicals>

## NECB

<https://www.nrcan.gc.ca/buildings/canadas-national-energy-code/20675>

## Explore Acuity Academy

Acuity Academy provides educational resources for individuals wanting to expand their lighting, controls and building management technical knowledge. On Acuity Academy, you can register for instructor-led classes, take e-learning courses or watch videos and recorded content. <https://www.acuitybrands.com/resources/training-and-education>

## nLight Lighting Controls Platform Page

[www.acuitybrands.com/nlight](http://www.acuitybrands.com/nlight)



**A+ Certified** solutions from Acuity Brands help you quickly and confidently select and implement lighting systems that are both compatible and consistent.

For lighting applications, A+ means verified consistent performance, visual appearance and system interoperability of all luminaires and controls within the certified solutions. For lighting professionals it means confidence that all parts of the lighting system will work together and meet common Acuity Brands specifications.

Go to [www.acuitybrands.com/solutions/a-certified](http://www.acuitybrands.com/solutions/a-certified) or contact your local Acuity Brands representative for more information.

The Bluetooth® word mark and logos are registered trademarks owned by Bluetooth SIG, Inc. and any use of such marks by Acuity Brands Lighting is under license.